




AY 2023-24

# Student Access Programs

# BY THE NUMBERS



ALASKA • ARIZONA • CALIFORNIA • COLORADO • HAWAII' I • IDAHO • MONTANA • NEVADA • NEW MEXICO • NORTH DAKOTA • OREGON • SOUTH DAKOTA • U.S. PACIFIC TERRITORIES AND FREELY ASSOCIATED STATES • UTAH • WASHINGTON • WYOMING

# TABLE OF CONTENTS

<b>INTRODUCTION</b>	<b>1</b>
<b>OVERVIEW OF STUDENT ACCESS PROGRAMS</b>	<b>2</b>
<b>WESTERN UNDERGRADUATE EXCHANGE (WUE)</b>	<b>3</b>
WUE Enrollment and Student Savings, AY 2019-23	4
WUE Enrollment Summary, AY 2023-24	4
<b>WESTERN REGIONAL GRADUATE PROGRAM (WRGP)</b>	<b>5</b>
WRGP Enrollment and Student Savings, AY 2019-23	6
WRGP Enrollment Summary, AY 2023-24	6
<b>PROFESSIONAL STUDENT EXCHANGE PROGRAM (PSEP)</b>	<b>7</b>
PSEP Enrollment and Support Fees by Profession, AY 2023-24	7
PSEP Enrollment and Support Fees by State/Territory, AY 2023-24	7
PSEP Support Fee Revenue by State and Institution, AY 2023-24	8
PSEP Graduate Return Rates, AY 2012-21	12
PSEP Graduate Return Rates by State and by Field, AY 2012-21	13
<b>THE VALUE OF WICHE</b>	<b>15</b>
<b>AY 2023-24 STUDENT ACCESS PROGRAM DATA SUMMARIES BY STATE OR PACIFIC JURISDICTION</b>	
Alaska	16
Arizona	18
California	20
Colorado	22
Hawai'i	24
Idaho	26
Montana	28
Nevada	30
New Mexico	32
North Dakota	34
Oregon	36
South Dakota	38
U.S. Pacific Territories and Freely Associated States	40
American Samoa	40
Commonwealth of the Northern Mariana Islands	41
Guam	43
Republic of Palau	45
Federated States of Micronesia	46
Republic of the Marshall Islands	47
Utah	48
Washington	50
Wyoming	52
<b>CONTACT US</b>	<b>54</b>

©2024 Western Interstate Commission for Higher Education. All rights reserved.  
3035 Center Green Drive, Suite 200, Boulder, CO 80301 | 303.541.0200 | wiche.edu  
Publication Number 5B02203 | Published March 2024

# INTRODUCTION



Demarée Michelau  
President, WICHE



Raymonda Burgman Gallegos  
Vice President, Programs and Services

The benefits of a postsecondary credential are well-documented. Postsecondary education not only benefits the individual receiving an education but also the community in which they live. College graduates tend to have more job opportunities and be employed in industries and roles that are less-impacted when the economy slows. This means college graduates have more financial stability, and they also have higher levels of personal and professional satisfaction and civic engagement.

Yet the cost of postsecondary education may deter many from starting or finishing their education. And so, in 2023, the Western Interstate Commission for Higher Education (WICHE), with guidance from the WICHE Commission, reflected on its strategic priorities and set a vision that will inspire staff and stakeholders for many generations. Our top priority, just as it was in 1953 when WICHE was first founded, is to explore and create educational opportunities for residents of the West that are both affordable and valuable, ensuring that policy and practice at every level are aligned with the needs of the region.

WICHE's three Student Access Programs directly address this priority and prove to be a worthwhile solution to the cost concern while also addressing the region's workforce needs.

In this publication, *Student Access Programs: By the Numbers* report for the academic year (AY) 2023-24, you will see the most recent data, as well as participation and migration statistics, shared in both aggregate and by each WICHE state and eligible Pacific Islands jurisdiction, for each of our three tuition savings programs.

Approximately 50,700 students have saved a total of \$613 million in AY 2023-24 through WICHE's three Student Access Programs: the Western Undergraduate Exchange (WUE), the Western Regional Graduate Program (WRGP), and the Professional Student Exchange Program (PSEP).

- ▶ More than 47,200 undergraduate students saved \$559.1 million through WUE.
- ▶ More than 2,800 graduate students saved \$39.2 million through WRGP.
- ▶ 557 professional healthcare students saved a total of \$14.5 million through PSEP.

You will also find data summaries that provide reference points for key populations such as college students and their families, high school counselors and academic advisors, postsecondary institution leaders and enrollment management staff, and policymakers.

On behalf of the WICHE Programs and Services team, thank you for your dedication and commitment to serving our students and communities in the West.

Demarée Michelau,  
WICHE President

Raymonda Burgman Gallegos,  
Vice President, Programs and Services

# STUDENT ACCESS PROGRAMS OVERVIEW

The Western Interstate Commission for Higher Education (WICHE) operates three Student Access Programs that support undergraduate, graduate, and professional healthcare studies. The overarching goal of each program is to lower the cost of tuition for students.



**THE WESTERN UNDERGRADUATE EXCHANGE (WUE)** — the nation's largest regional tuition savings program in terms of student enrollment and estimated savings — allows eligible students from a WICHE state or Pacific Island jurisdiction to enroll in participating two- or four-year public colleges or universities in the WICHE region and pay reduced nonresident tuition. Students can choose from hundreds of majors at 169 institutions and pay no more than 150% of that school's resident tuition — almost always at a lower cost than the nonresident tuition rate they would pay.



**THE WESTERN REGIONAL GRADUATE PROGRAM (WRGP)** allows graduate certificate, master's, and doctoral students who are residents of WICHE states and Pacific Island jurisdictions to affordably enroll in more than 2,000 graduate programs at 67 public institutions in the West. Participating students can enroll as nonresidents and pay no more than 150% of resident tuition (though the majority of WRGP institutions charge students resident tuition, which is a greater savings).



**THE PROFESSIONAL STUDENT EXCHANGE PROGRAM (PSEP)** benefits students from 11 Western states and territories pursuing careers in 10 health fields, ranging from optometry to dentistry to veterinary medicine. They may enroll in 132 participating programs across the WICHE region and apply for substantial tuition support from their home state or Pacific Island jurisdiction. These high-demand professionals are critical to the health and wellness of their home communities, especially in underserved rural or remote areas of the West. Educating more health professionals is crucial. WICHE reduces the financial strain for students pursuing professional healthcare degrees, especially for those from less populated states and territories.



## LEARN MORE:

See how students save on tuition using WICHE'S Student Access Programs at [wiche.edu/tuition-savings](https://wiche.edu/tuition-savings).

## Who benefits from WICHE'S Student Access Programs?

- ▶ Students gain from increased educational choices and tuition savings.
- ▶ Schools gain by optimizing their enrollment.
- ▶ States and territories gain by growing their residents' skills and strengthening their workforce.

# WESTERN UNDERGRADUATE EXCHANGE (WUE)

**W**UE offers significant benefits to residents of the WICHE region. In academic year (AY) 2023-24, 47,248 students and their families saved \$559.1 million in tuition. Students also benefit from an increased choice of educational offerings. Some students gain affordable access to majors not offered in their home state or Pacific jurisdiction. Many WUE institutions make all or most majors available at the WUE rate, but some may exclude select high-demand majors. Transfer students can also qualify for the WUE rate at nearly all participating institutions. And though institutions may choose to set more stringent admissions standards for WUE students, many award the WUE rate to all nonresident WICHE-region applicants who would qualify under normal admissions criteria. For some students and their families, when college tuition and cost of living are factored in, WUE can make college more affordable.

“**In academic year (AY) 2023-24, 47,248 students and their families saved \$559.1 million in tuition.**”

Western states and Pacific jurisdictions also benefit from WUE. Participating public colleges and universities may use WUE to meet their recruitment and enrollment goals. These institutions determine their WUE award criteria and which majors are eligible for the tuition discount. Students apply directly to their preferred WUE institution(s). For areas with more demand for public higher education than capacity, WUE serves as an effective relief valve, allowing their residents access to a postsecondary education without having to entirely bear the financial burden of increasing capacity at home.

Compared to the previous year (AY 2022-23), overall WUE enrollments increased 2.5%, WUE enrollment at four-year universities increased 3%, and WUE enrollment at two-year colleges dropped by less than 1%.<sup>1</sup>

The chart on the following page shows where students are enrolling and their home state or Pacific jurisdiction. The bar graph shows the growth in WUE enrollment and savings over the past five years.



**LEARN MORE:** Visit [wue.wiche.edu](https://wue.wiche.edu).

<sup>1</sup> Data for the WUE student enrollment reports only look at the total number of award recipients. The reports do not distinguish between new and continuing students, such as incoming first-year students, transfer students, or the retention of current students. It is difficult to know for certain what drives WUE enrollment changes each year.

**\$11,834**

Average WUE savings in  
AY 2023-24

**\$4,862**

WUE two-year college  
student average  
savings

**\$12,467**

WUE four-year  
university student  
average savings

**2.5%**

increase in overall WUE  
enrollments compared  
to AY 2022-23

**3%**

increase in WUE  
enrollment at four-year  
universities compared  
to AY 2022-23

**<1%**

decrease in WUE  
enrollment at two-year  
colleges compared to  
AY 2022-23

## WUE Enrollment and Student Savings, AY 2019-23



## WUE Enrollment Summary, AY 2023-24

### WHERE STUDENTS ARE COMING FROM

State/Jurisdiction (# of Institutions)	AK	AS*	AZ	CA	CO	CNMI*	FSM*	GU*	HI	ID	MT	NV	NM	ND	OR	RMI*	PW*	SD	UT	WA	WY	TOTAL
Alaska (3)	-	-	20	122	47	7	-	-	11	15	10	9	8	3	29	-	-	4	13	142	11	451
Arizona (25)	221	-	-	2,697	677	1	-	3	288	135	112	495	270	17	236	-	-	26	275	383	30	5,866
California (21)	44	-	104	-	123	1	-	3	146	44	11	166	16	3	157	1	-	4	34	276	2	1,135
Colorado (26)	194	1	592	2,265	-	-	-	6	265	147	98	215	316	46	317	-	-	85	265	510	182	5,504
CNMI (1)	-	-	-	-	-	-	-	-	-	-	-	-	-	-	-	-	-	-	-	-	-	-
Guam (1)	-	-	-	-	-	-	-	-	-	-	-	-	-	-	-	-	-	-	-	-	-	-
Hawai'i (4)	56	41	135	2,197	360	6	11	42	-	50	32	73	34	4	180	5	6	16	46	421	10	3,725
Idaho (6)	145	-	62	1,467	116	13	-	-	31	-	128	169	17	8	471	-	-	9	84	1,701	28	4,449
Montana (12)	173	-	62	518	571	-	-	-	34	368	-	121	39	58	311	-	-	53	111	913	133	3,465
Nevada (7)	59	2	125	3,572	102	32	-	25	531	40	16	-	30	7	101	-	-	6	42	140	9	4,839
New Mexico (12)	25	-	53	369	27	-	-	-	14	7	4	40	-	2	53	-	-	13	14	72	7	700
North Dakota (11)	58	-	176	428	198	-	-	-	28	38	214	91	23	-	46	-	-	197	69	155	197	1,918
Oregon (7)	153	-	127	1,603	356	30	-	7	460	172	83	199	38	3	-	1	-	7	80	1,054	23	4,396
South Dakota (6)	19	-	87	210	566	-	-	-	7	15	133	29	12	305	20	-	-	-	17	72	428	1,920
Utah (9)	88	-	361	2,086	476	3	-	-	99	460	80	467	74	7	278	-	-	10	-	449	104	5,042
Washington (8)	154	-	75	795	191	-	-	1	196	256	103	65	32	2	509	-	-	5	54	-	10	2,448
Wyoming (9)	9	-	44	96	466	-	-	-	10	84	213	14	22	38	21	-	-	146	201	26	-	1,390
<b>Total (169)</b>	<b>1,398</b>	<b>44</b>	<b>2,023</b>	<b>18,425</b>	<b>4,276</b>	<b>93</b>	<b>11</b>	<b>87</b>	<b>2,120</b>	<b>1,831</b>	<b>1,237</b>	<b>2,153</b>	<b>931</b>	<b>503</b>	<b>2,729</b>	<b>7</b>	<b>6</b>	<b>581</b>	<b>1,305</b>	<b>6,314</b>	<b>1,174</b>	<b>47,248</b>

\*AS is American Samoa, CNMI is the Commonwealth of the Northern Mariana Islands, FSM is the Federated States of Micronesia, GU is Guam, RMI is the Republic of the Marshall Islands, PW is the Republic of Palau.

# WESTERN REGIONAL GRADUATE PROGRAM (WRGP)

In AY 2023-24, 2,877 students saved \$39.2 million in tuition through WRGP. Cooperating institutions chose to make an additional 200 graduate programs available through WRGP this year. More than 2,000 offerings are now available at reduced cost through WRGP.

Through WRGP, students can enroll as nonresidents, and pay up to 150% of resident tuition, though the majority of WRGP institutions charge students resident tuition. Students apply directly to their preferred WRGP institution's school of graduate studies to apply for the discount.

---

“ In AY 2023-24, 2,877 students saved \$39.2 million in tuition through WRGP.

---

WRGP remains a noteworthy option for students pursuing advanced degrees in high-need fields, particularly for healthcare-related degrees not offered through WICHE's Professional Student Exchange Program (PSEP). Nursing, speech language pathology, social work, and public health were among the most popular graduate level majors for WRGP students during AY 2023-24. Additionally, many WRGP programs are offered online, enabling placebound students, who may face barriers to leaving their home state or Pacific jurisdiction, to earn their educational credentials.

Participating public universities in the WICHE region also benefit from WRGP. The program helps universities recruit students to pursue educational goals at their public institutions. During a time of increasing concern over enrollment, WRGP is more important than ever.



**LEARN MORE:** Visit [wrgp.wiche.edu](http://wrgp.wiche.edu).

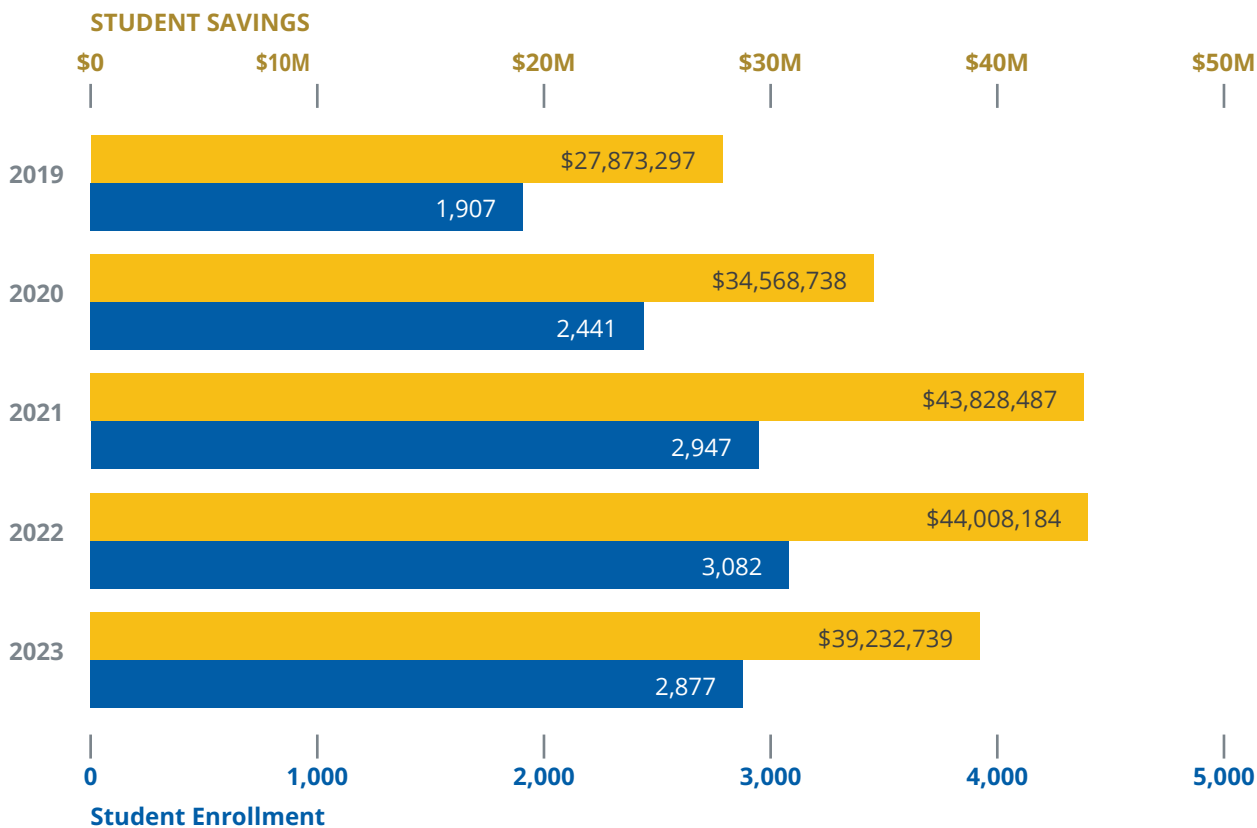
**\$13,637**

Average WRGP savings  
in AY 2023-24

**2,023**

Number of graduate  
programs available at  
the WRGP tuition rate

## WRGP Enrollment and Student Savings, AY 2019-23



## WRGP Enrollment Summary, AY 2023-24

### WHERE STUDENTS ARE COMING FROM

State/Jurisdiction (# of Institutions)	AK	AS*	AZ	CA	CO	CNMI*	FSM*	GU*	HI	ID	MT	NV	NM	ND	OR	RMI*	PW*	SD	UT	WA	WY	TOTAL
Alaska (3)	-	-	6	11	4	3	-	3	1	-	3	-	3	-	6	-	-	-	7	4	5	56
Arizona (5)	5	-	-	129	23	1	-	-	9	6	13	15	26	3	20	-	-	3	14	30	5	302
California (3)	1	-	1	-	7	-	-	-	2	1	-	3	1	-	9	-	-	-	3	10	-	38
Colorado (10)	22	-	70	324	-	1	-	-	19	24	25	27	43	7	64	1	-	11	64	98	30	830
Guam (1)	-	-	-	-	-	-	-	-	-	-	-	-	-	-	-	-	-	-	-	-	-	-
Hawai'i (2)	12	-	22	203	26	-	1	22	-	5	2	10	7	-	19	1	3	2	16	35	6	392
Idaho (3)	14	-	24	76	23	-	-	-	4	-	19	22	5	-	34	-	-	2	60	100	3	386
Montana (4)	5	-	1	15	13	-	-	-	1	9	-	1	2	3	8	-	-	1	8	20	11	98
Nevada (3)	-	-	1	4	-	-	-	-	-	-	-	-	-	-	-	-	-	-	1	-	-	6
New Mexico (5)	5	-	7	52	20	-	-	-	1	1	3	1	-	1	1	-	-	1	3	7	2	105
North Dakota (4)	3	-	8	30	15	-	-	-	-	1	13	4	3	-	7	-	-	36	5	10	2	137
Oregon (5)	2	-	1	58	7	1	-	-	3	3	1	6	3	2	-	-	-	-	6	45	-	138
South Dakota (6)	1	-	10	47	33	-	-	1	1	5	8	6	5	30	4	-	-	-	11	15	15	192
Utah (6)	4	-	13	19	7	-	-	-	2	27	4	7	6	2	13	-	-	-	-	12	5	121
Washington (6)	1	-	4	23	8	-	-	-	1	6	2	2	3	-	16	-	-	1	3	-	1	71
Wyoming (1)	-	-	-	-	5	-	-	-	-	-	-	-	-	-	-	-	-	-	-	-	-	5
<b>Total (67)</b>	<b>75</b>	<b>-</b>	<b>168</b>	<b>991</b>	<b>191</b>	<b>6</b>	<b>1</b>	<b>26</b>	<b>44</b>	<b>88</b>	<b>93</b>	<b>104</b>	<b>107</b>	<b>48</b>	<b>201</b>	<b>2</b>	<b>3</b>	<b>57</b>	<b>201</b>	<b>386</b>	<b>85</b>	<b>2,877</b>

\*AS is American Samoa, CNMI is the Commonwealth of the Northern Mariana Islands, FSM is the Federated States of Micronesia, GU is Guam, RMI is the Republic of the Marshall Islands, PW is the Republic of Palau.



# PROFESSIONAL STUDENT EXCHANGE PROGRAM (PSEP)

Health professionals are in high demand, and the Professional Student Exchange Program (PSEP) has been a critically important initiative to grow the healthcare workforce in the WICHE region. If the prospective healthcare student's home state or territory supports its residents through PSEP, the applicant can apply to their home state or territory office for certification to confirm that they meet their funding state/territory's residency requirements. If the qualified student enrolls in a cooperating PSEP healthcare program (public or private) and is selected for PSEP support, he or she will pay significantly reduced tuition. Since 1953, WICHE has supported the education of more than 15,900 Western residents with affordable access to professional healthcare degrees through PSEP.

“ Thanks to PSEP, a student can save between \$35,700 and \$139,800 on tuition during their professional health degree program, depending on the field of study.

In AY 2023-24, 10 WICHE states and the Commonwealth of the Northern Mariana Islands invested more than \$14.5 million to grow their healthcare workforce by reducing the educational costs of 557 students. More than 130 accredited programs are offered through PSEP at 63 institutions.

Participating healthcare programs benefit from the geographic, economic, and demographic diversity that PSEP students bring to their classrooms.

Thanks to PSEP, a student can save between \$35,700 and \$139,800 on tuition during their professional health degree program, depending on the field of study. This reduced financial strain enables students to afford to work in rural areas that typically pay lower salaries compared to urban areas, or to pursue professional options that are less lucrative but sorely needed. Most states and territories that support PSEP students require graduates to return home and practice for up to four years, ensuring that their investment supports the healthcare professions its residents need most.

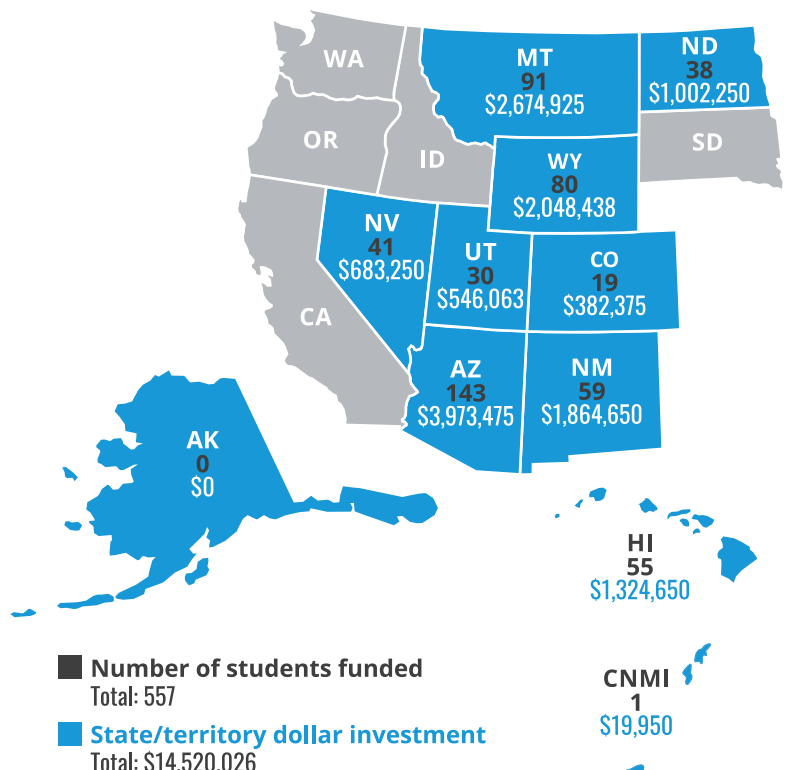
 **LEARN MORE:** Visit [psep.wiche.edu](https://psep.wiche.edu).

## PSEP Enrollment and Support Fees by Profession, AY 2023-24

PROFESSIONAL FIELD	ENROLLMENT	SUPPORT FEE PER STUDENT	STATE INVESTMENT PAID ON BEHALF OF STUDENTS
Dentistry*	115	\$29,250 (acc = \$39,000)	\$3,422,250
Medicine	37	\$34,950	\$1,231,989
Occupational Therapy	23	\$15,300	\$321,300
Optometry	107	\$20,125	\$2,125,512
Osteopathic Medicine	57	\$25,050	\$1,377,750
Pharmacy*	10	\$8,925 (acc = \$11,900)	\$119,000
Physical Therapy	43	\$16,850	\$724,550
Physician Assistant	13	\$19,950	\$259,350
Podiatry	15	\$17,375	\$243,250
Veterinary Medicine	137	\$34,650	\$4,695,075
<b>Total</b>	<b>557</b>		<b>\$14,520,026</b>

\*Accelerated 3-year programs with higher fee noted in parantheses.

## PSEP Enrollment and Support Fees by State/Territory, AY 2023-24



## PSEP Support Fee Revenue by State and Institution, AY 2023-24

ARIZONA		
Institution	Number of Students	Support Fees by Field
<b>PUBLIC</b>		
<b>Northern Arizona University (NAU)</b>		
Occupational Therapy	0	\$0
<b>Institution Total</b>	<b>0</b>	<b>\$0</b>
<b>University of Arizona, Phoenix (ARIZ-PHX)</b>		
Medicine	0	\$0
<b>Institution Total</b>	<b>0</b>	<b>\$0</b>
<b>University of Arizona, Tucson (ARIZ-TUC)</b>		
Medicine	0	\$0
Pharmacy	0	\$0
<b>Institution Total</b>	<b>0</b>	<b>\$0</b>
<b>Public Institutions Total</b>	<b>0</b>	<b>\$0</b>
<b>PRIVATE</b>		
<b>A.T. Still University Mesa Campus (ATSU MESA)</b>		
Dentistry	18	\$526,500
Occupational Therapy	4	\$40,800
Osteopathic Medicine	6	\$150,300
Physical Therapy	0	\$0
Physician Assistant	1	\$19,950
<b>Institution Total</b>	<b>29</b>	<b>\$737,550</b>
<b>Midwestern University (MDWST)</b>		
Dentistry	25	\$731,250
Occupational Therapy	1	\$25,500
Optometry	56	\$1,127,000
Osteopathic Medicine	25	\$626,250
Pharmacy	0	\$0
Physical Therapy	2	\$33,700
Physician Assistant	0	\$0
Podiatry	11	\$191,125
Veterinary Medicine	12	\$415,800
<b>Institution Total</b>	<b>132</b>	<b>\$3,150,625</b>
<b>Mayo Clinic Alix School of Medicine (MAYO-AZ)</b>		
Medicine	1	\$34,950
<b>Institution Total</b>	<b>1</b>	<b>\$34,950</b>
<b>Private Institutions Total</b>	<b>162</b>	<b>\$3,923,125</b>
<b>ARIZONA TOTAL</b>	<b>162</b>	<b>\$3,923,125</b>

CALIFORNIA		
Institution	Number of Students	Support Fees by Field
<b>PUBLIC</b>		
<b>California State University, Fresno (CSF)</b>		
Physical Therapy	0	\$0
<b>Institution Total</b>	<b>0</b>	<b>\$0</b>

Institution	Number of Students	Support Fees by Field
<b>University of California, Davis (UCD)</b>		
Medicine	1	\$34,950
<b>Institution Total</b>	<b>1</b>	<b>\$34,950</b>
<b>University of California, Irvine (UCI)</b>		
Medicine	0	\$0
<b>Institution Total</b>	<b>0</b>	<b>\$0</b>
<b>University of California, Los Angeles (UCLA)</b>		
Dentistry	3	\$87,750
Medicine	0	\$0
<b>Institution Total</b>	<b>3</b>	<b>\$87,750</b>
<b>University of California, San Diego (UCSD)</b>		
Medicine	0	\$0
<b>Institution Total</b>	<b>0</b>	<b>\$0</b>
<b>University of California, San Francisco (UCSF)</b>		
Dentistry	1	\$29,250
Medicine (UCSF)	0	\$0
Pharmacy	0	\$0
Physical Therapy (UCSF/SFSU)	0	\$0
<b>Institution Total</b>	<b>1</b>	<b>\$29,250</b>
<b>Public Institutions Total</b>	<b>5</b>	<b>\$151,950</b>
<b>PRIVATE</b>		
<b>Chapman University (CHAP)</b>		
Physical Therapy	0	\$0
<b>Institution Total</b>	<b>0</b>	<b>\$0</b>
<b>Loma Linda University (LLU)</b>		
Dentistry	1	\$29,250
Medicine	2	\$69,900
Occupational Therapy	0	\$0
Physical Therapy	0	\$0
Physician Assistant	0	\$0
<b>Institution Total</b>	<b>3</b>	<b>\$99,150</b>
<b>Marshall B. Ketchum University (MBKU)</b>		
Optometry	12	\$241,500
Physician Assistant	0	\$0
<b>Institution Total</b>	<b>12</b>	<b>\$241,500</b>
<b>Mount St. Mary's University (MSMU)</b>		
Physical Therapy	0	\$0
<b>Institution Total</b>	<b>0</b>	<b>\$0</b>
<b>Samuel Merritt University (SMU)</b>		
Occupational Therapy	1	\$25,500
Physical Therapy	0	\$0
Physician Assistant	0	\$0
Podiatry	1	\$17,375
<b>Institution Total</b>	<b>2</b>	<b>\$42,875</b>

## PSEP Support Fee Revenue by State and Institution, AY 2023-24 *(continued)*

CALIFORNIA <i>(continued)</i>		
Institution	Number of Students	Support Fees by Field
<b>Touro University - California (TOURO-CA)</b>		
Osteopathic Medicine	0	\$0
Physician Assistant	0	\$0
<b>Institution Total</b>	<b>0</b>	<b>\$0</b>
<b>University of the Pacific (UOP)</b>		
Dentistry	2	\$78,000
Pharmacy	0	\$0
Physical Therapy	0	\$0
<b>Institution Total</b>	<b>2</b>	<b>\$78,000</b>
<b>University of Southern California (USC)</b>		
Dentistry	1	\$29,250
Medicine	0	\$0
Occupational Therapy	0	\$0
Pharmacy	0	\$0
Physical Therapy	0	\$0
Physician Assistant	0	\$0
<b>Institution Total</b>	<b>1</b>	<b>\$29,250</b>
<b>University of St. Augustine (USA)</b>		
Physical Therapy	0	\$0
<b>Institution Total</b>	<b>0</b>	<b>\$0</b>
<b>Western University of Health Sciences (WUHS)</b>		
Dentistry	2	\$58,500
Optometry	3	\$60,375
Osteopathic Medicine	6	\$125,250
Pharmacy	0	\$0
Physical Therapy	2	\$33,700
Physician Assistant	0	\$0
Podiatry	3	\$34,750
<b>Institution Total</b>	<b>16</b>	<b>\$312,575</b>
<b>Private Institutions Total</b>	<b>36</b>	<b>\$803,350</b>
<b>CALIFORNIA TOTAL</b>	<b>41</b>	<b>\$955,300</b>

COLORADO		
Institution	Number of Students	Support Fees by Field
<b>PUBLIC</b>		
<b>Colorado State University (CSU)</b>		
Veterinary Medicine	50	\$1,680,525
<b>Institution Total</b>	<b>50</b>	<b>\$1,680,525</b>
<b>Red Rocks Community College (RRCC)</b>		
Physician Assistant	1	\$19,950
<b>Institution Total</b>	<b>1</b>	<b>\$19,950</b>

Institution	Number of Students	Support Fees by Field
<b>University of Colorado Anschutz Medical Campus (COLO)</b>		
Dentistry	13	\$380,250
Medicine	8	\$279,600
Pharmacy	0	\$0
Physical Therapy	1	\$16,850
Physician Assistant	0	\$0
<b>Institution Total</b>	<b>22</b>	<b>\$676,700</b>
<b>Public Institution Total</b>	<b>73</b>	<b>\$2,377,175</b>
<b>PRIVATE</b>		
<b>Regis University (REGIS)</b>		
Physical Therapy	4	\$67,400
Pharmacy	0	\$0
<b>Institution Total</b>	<b>4</b>	<b>\$67,400</b>
<b>Rocky Vista University</b>		
Osteopathic Medicine	12	\$300,600
<b>Institution Total</b>	<b>12</b>	<b>\$300,600</b>
<b>Private Institutions Total</b>	<b>16</b>	<b>\$368,000</b>
<b>COLORADO TOTAL</b>	<b>89</b>	<b>\$2,745,175</b>

HAWAII		
Institution	Number of Students	Support Fees by Field
<b>University of Hawai'i at Mānoa (HAW)</b>		
Medicine	1	\$34,950
<b>Institution Total</b>	<b>1</b>	<b>\$34,950</b>
<b>University of Hawai'i at Hilo (HI-HILO)</b>		
Pharmacy	0	\$0
<b>Institution Total</b>	<b>0</b>	<b>\$0</b>
<b>HAWAII TOTAL</b>	<b>1</b>	<b>\$34,950</b>

IDAHO		
Institution	Number of Students	Support Fees by Field
<b>Idaho State University (ISU)</b>		
Occupational Therapy	0	\$0
Pharmacy	0	\$0
Physical Therapy	1	\$16,850
Physician Assistant	1	\$19,950
<b>Institution Total</b>	<b>2</b>	<b>\$36,800</b>
<b>IDAHO TOTAL</b>	<b>2</b>	<b>\$36,800</b>

MONTANA		
Institution	Number of Students	Support Fees by Field
<b>University of Montana (MONT)</b>		
Pharmacy	0	\$0
Physical Therapy	4	\$67,400
<b>Institution Total</b>	<b>4</b>	<b>\$67,400</b>
<b>MONTANA TOTAL</b>	<b>4</b>	<b>\$67,400</b>

## PSEP Support Fee Revenue by State and Institution, AY 2023-24 *(continued)*

NEVADA		
Institution	Number of Students	Support Fees by Field
<b>PUBLIC</b>		
<b>University of Nevada, Las Vegas (UNLV)</b>		
Physical Therapy	1	\$16,850
<b>Institution Total</b>	<b>1</b>	<b>\$16,850</b>
<b>University of Nevada, Reno (NEV)</b>		
Medicine	1	\$34,950
<b>Institution Total</b>	<b>1</b>	<b>\$34,950</b>
<b>Public Institutions Total</b>	<b>2</b>	<b>\$51,800</b>
<b>PRIVATE</b>		
<b>Roseman University of Health Sciences (RUHS)</b>		
Dentistry	8	\$273,000
Pharmacy	10	\$119,000
<b>Institution Total</b>	<b>18</b>	<b>\$392,000</b>
<b>Touro University, Nevada (TOURO-NV)</b>		
Occupational Therapy	9	\$96,900
Osteopathic Medicine	2	\$50,100
Physical Therapy	7	\$117,950
Physician Assistant	9	\$179,550
<b>Institution Total</b>	<b>27</b>	<b>\$444,500</b>
<b>Private Institutions Total</b>	<b>45</b>	<b>\$836,500</b>
<b>NEVADA TOTAL</b>	<b>47</b>	<b>\$888,300</b>

NEW MEXICO		
Institution	Number of Students	Support Fees by Field
<b>University of New Mexico (UNM)</b>		
Medicine	0	\$0
Occupational Therapy	1	\$25,500
Pharmacy	0	\$0
Physical Therapy	0	\$0
<b>Institution Total</b>	<b>1</b>	<b>\$25,500</b>
<b>NEW MEXICO TOTAL</b>	<b>1</b>	<b>\$25,500</b>

NORTH DAKOTA		
Institution	Number of Students	Support Fees by Field
<b>North Dakota State University (NDSU)</b>		
Pharmacy	0	\$0
<b>Institution Total</b>	<b>0</b>	<b>\$0</b>
<b>University of North Dakota (UND)</b>		
Medicine	4	\$139,800
Occupational Therapy	0	\$0
Physical Therapy	2	\$33,700
Physician Assistant	0	\$0
<b>Institution Total</b>	<b>6</b>	<b>\$173,500</b>
<b>NORTH DAKOTA TOTAL</b>	<b>6</b>	<b>\$173,500</b>

OREGON		
Institution	Number of Students	Support Fees by Field
<b>PUBLIC</b>		
<b>Oregon Health &amp; Science University (OHSU)</b>		
Dentistry	3	\$87,750
Medicine	7	\$218,439
Physician Assistant	0	\$0
<b>Institution Total</b>	<b>10</b>	<b>\$306,189</b>
<b>Oregon State University (OSU)</b>		
Pharmacy	0	\$0
Veterinary Medicine	23	\$796,950
<b>Institution Total</b>	<b>23</b>	<b>\$796,950</b>
<b>Public Institutions Total</b>	<b>33</b>	<b>\$1,103,139</b>
<b>PRIVATE</b>		
<b>George Fox University (GFU)</b>		
Physical Therapy	1	\$16,850
<b>Institution Total</b>	<b>1</b>	<b>\$16,850</b>
<b>Pacific University (PACU)</b>		
Occupational Therapy	3	\$51,000
Optometry	34	\$656,387
Pharmacy	0	\$0
Physical Therapy	6	\$101,100
Physician Assistant	0	\$0
<b>Institution Total</b>	<b>43</b>	<b>\$808,487</b>
<b>Private Institutions Total</b>	<b>44</b>	<b>\$825,337</b>
<b>OREGON TOTAL</b>	<b>77</b>	<b>\$1,928,476</b>

SOUTH DAKOTA		
Institution	Number of Students	Support Fees by Field
<b>University of South Dakota (USD)</b>		
Occupational Therapy	2	\$15,300
Physical Therapy	1	\$16,850
<b>Institution Total</b>	<b>3</b>	<b>\$32,150</b>
<b>SOUTH DAKOTA TOTAL</b>	<b>3</b>	<b>\$32,150</b>

UTAH		
Institution	Number of Students	Support Fees by Field
<b>PUBLIC</b>		
<b>University of Utah (UTAH)</b>		
Dentistry	8	\$234,000
Medicine	12	\$384,450
Occupational Therapy	0	\$0
Physical Therapy	3	\$50,550
Physician Assistant	0	\$0
<b>Institution Total</b>	<b>23</b>	<b>\$669,000</b>
<b>Public Institution Total</b>	<b>23</b>	<b>\$669,000</b>

## PSEP Support Fee Revenue by State and Institution, AY 2023-24 *(continued)*

UTAH <i>(continued)</i>		
Institution	Number of Students	Support Fees by Field
<b>PRIVATE</b>		
<b>Rocky Mountain University of Health Professions (RMUHP)</b>		
Physical Therapy	6	\$101,100
<b>Institution Total</b>	<b>6</b>	<b>\$101,100</b>
<b>Private Institution Total</b>	<b>6</b>	<b>\$101,100</b>
<b>UTAH TOTAL</b>	<b>29</b>	<b>\$770,100</b>

WASHINGTON		
Institution	Number of Students	Support Fees by Field
<b>PUBLIC</b>		
<b>Eastern Washington University (EWU)</b>		
Occupational Therapy	1	\$15,300
Physical Therapy	0	\$0
<b>Institution Total</b>	<b>1</b>	<b>\$15,300</b>
<b>University of Washington (WASH)</b>		
Dentistry	0	\$0
Occupational Therapy	0	\$0
Pharmacy	0	\$0
Physical Therapy	1	\$16,850
Physician Assistant	1	\$19,950
<b>Institution Total</b>	<b>2</b>	<b>\$36,800</b>
<b>Washington State University (WSU)</b>		
Pharmacy	0	\$0
Veterinary Medicine	52	\$1,801,800
<b>Institution Total</b>	<b>52</b>	<b>\$1,801,800</b>
<b>Public Institutions Total</b>	<b>55</b>	<b>\$1,853,900</b>
<b>PRIVATE</b>		
<b>Pacific Northwest University of Health Sciences (PNWU)</b>		
Osteopathic Medicine	6	\$125,250
<b>Institution Total</b>	<b>6</b>	<b>\$125,250</b>
<b>University of Puget Sound (UPS)</b>		
Occupational Therapy	1	\$25,500
Physical Therapy	1	\$16,850
<b>Institution Total</b>	<b>2</b>	<b>\$42,350</b>
<b>Private Institutions Total</b>	<b>8</b>	<b>\$167,600</b>
<b>WASHINGTON TOTAL</b>	<b>63</b>	<b>\$2,021,500</b>

WYOMING		
Institution	Number of Students	Support Fees by Field
<b>PUBLIC</b>		
<b>University of Wyoming (WYO)</b>		
Pharmacy	0	\$0
<b>Institution Total</b>	<b>0</b>	<b>\$0</b>
<b>WYOMING TOTAL</b>	<b>0</b>	<b>\$0</b>

OUT OF REGION		
Institution	Number of Students	Support Fees by Field
<b>PUBLIC</b>		
<b>University of Missouri-Kansas City (UMKC), MO</b>		
Dentistry	6	\$175,500
<b>Institution Total</b>	<b>6</b>	<b>\$175,500</b>
<b>University of Nebraska Medical Center (UNMC)</b>		
Dentistry	2	\$58,500
<b>Institution Total</b>	<b>2</b>	<b>\$58,500</b>
<b>Public Institutions Total</b>	<b>8</b>	<b>\$234,000</b>
<b>PRIVATE</b>		
<b>Creighton University (CREI), NE</b>		
Dentistry	22	\$643,500
<b>Institution Total</b>	<b>22</b>	<b>\$643,500</b>
<b>Illinois College of Optometry (ILCO), IL</b>		
Optometry	2	\$40,250
<b>Institution Total</b>	<b>2</b>	<b>\$40,250</b>
<b>Private Institutions Total</b>	<b>24</b>	<b>\$683,750</b>
<b>OUT OF REGION TOTAL</b>	<b>32</b>	<b>\$917,750</b>

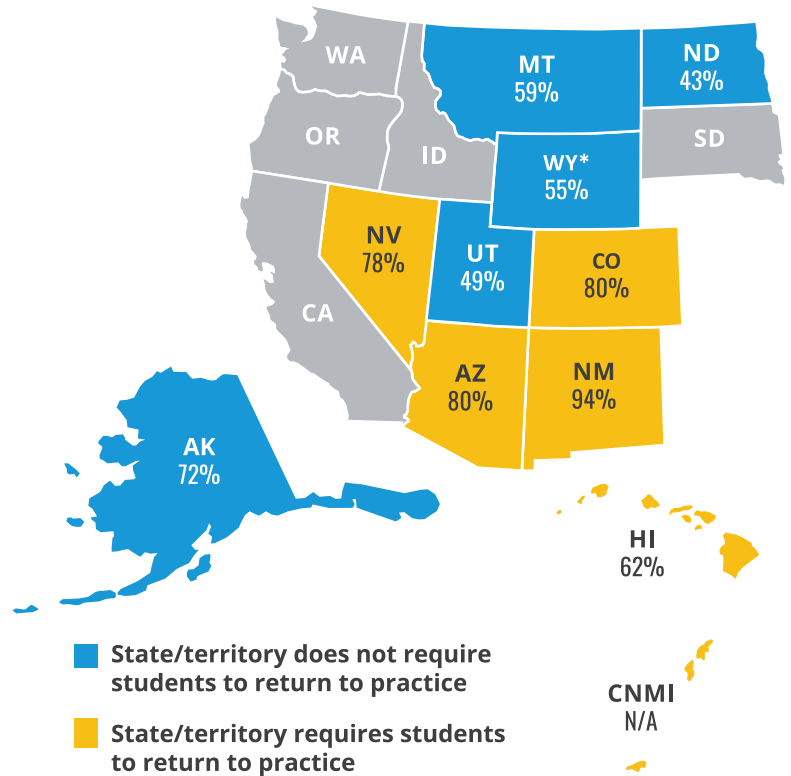
	Number of Students	Support Fees
<b>TOTALS</b>	<b>557</b>	<b>\$14,520,026</b>

## PSEP Graduate Return Rates, AY 2012-22

Because Western states and territories supporting students through PSEP want their investments to bolster their healthcare workforce, every five years they calculate the percentage of PSEP graduates who return home to serve their communities. Return rates for students who graduated during AY 2012-21 held relatively steady compared to the prior reporting period. The average student return rate for PSEP states is now 69%. During the previous reporting period, the average return rate was 67%.

Six states and one territory supporting PSEP students — Arizona, Colorado, the Commonwealth of the Northern Mariana Islands (CNMI), Hawai'i, Nevada, and New Mexico — now require graduates to return home to practice or reimburse support fees plus interest. The CNMI graduated its first cohort in spring 2023; their graduates are still on practice deferment, primarily for medical residencies, so their initial return rates are unknown at this time. States that require return-for-service receive higher returns on investment from PSEP participation, averaging an 80% return rate. "Honor system" states (Alaska, Montana, North Dakota, Utah, and Wyoming) do not contractually require service payback, and their average return rate is 55%.

Find detailed return rate information for each state's PSEP graduates, in each eligible professional healthcare field, in the table on pages 13-14.



\*Wyoming instituted service payback for students enrolling Fall 2013 and later, except in Veterinary Medicine. Wyoming is listed as an honor state for this cycle because less than half of its graduates in the current cycle have a contractual service payback. It will be reclassified as a contractual payback state in the next reporting cycle, in ≈ 2027.

## PSEP Graduate Return Rates by State and by Field, AY 2012-21

ALASKA			
Field	Total number of graduates	Number returned to state	Percentage returned
Dentistry	15	6	40%
Occupational Therapy	2	1	50%
Optometry	4	4	100%
Pharmacy	13	11	85%
Physical Therapy	10	9	90%
Physician Assistant	2	2	100%
Podiatry	1	1	100%
<b>ALASKA TOTAL</b>	<b>47</b>	<b>34</b>	<b>72%</b>

ARIZONA*			
Field	Total number of graduates	Number returned to state	Percentage returned
Dentistry	125	102	82%
Occupational Therapy	46	38	83%
Optometry	66	59	89%
Osteopathic Medicine**	59	42	71%
Physical Assistant	29	22	76%
Podiatry	14	9	64%
Veterinary Medicine	114	92	81%
<b>ARIZONA TOTAL</b>	<b>453</b>	<b>364</b>	<b>80%</b>

COLORADO*			
Field	Total number of graduates	Number returned to state	Percentage returned
Optometry	61	49	80%
<b>COLORADO TOTAL</b>	<b>61</b>	<b>49</b>	<b>80%</b>

HAWAII*			
Field	Total number of graduates	Number returned to state	Percentage returned
Dentistry	20	12	60%
Occupational Therapy	17	10	59%
Optometry	25	18	72%
Pharmacy	11	7	64%
Physical Therapy	45	27	60%
Veterinary Medicine	26	15	58%
<b>HAWAII TOTAL</b>	<b>144</b>	<b>89</b>	<b>62%</b>

MONTANA			
Field	Total number of graduates	Number returned to state	Percentage returned
Dentistry	23	10	43%
Medicine**	33	15	45%
Occupational Therapy	15	8	53%
Optometry	11	10	91%
Osteopathic Medicine**	9	3	33%
Podiatry	1	1	100%
Veterinary Medicine	81	55	68%
<b>MONTANA TOTAL</b>	<b>173</b>	<b>102</b>	<b>59%</b>

NEVADA*			
Field	Total number of graduates	Number returned to state	Percentage returned
Occupational Therapy	4	4	100%
Optometry	13	10	77%
Pharmacy	43	33	77%
Physical Therapy	11	9	82%
Physician Assistant	30	24	80%
Veterinary Medicine	39	29	74%
<b>NEVADA TOTAL</b>	<b>140</b>	<b>109</b>	<b>78%</b>

NEW MEXICO*			
Field	Total number of graduates	Number returned to state	Percentage returned
Dentistry	103	96	93%
Veterinary Medicine	83	78	94%
<b>NEW MEXICO TOTAL</b>	<b>186</b>	<b>174</b>	<b>94%</b>

NORTH DAKOTA			
Field	Total number of graduates	Number returned to state	Percentage returned
Dentistry	21	11	52%
Optometry	71	31	44%
Veterinary Medicine	14	4	29%
<b>NORTH DAKOTA TOTAL</b>	<b>106</b>	<b>46</b>	<b>43%</b>

## PSEP Graduate Return Rates by State and by Field, AY 2012-21 *(continued)*

UTAH			
Field	Total number of graduates	Number returned to state	Percentage returned
Optometry	53	28	53%
Podiatry	33	12	36%
Veterinary Medicine	18	11	61%
<b>UTAH TOTAL</b>	<b>104</b>	<b>51</b>	<b>49%</b>

WYOMING			
Field	Total number of graduates	Number returned to state	Percentage returned
Dentistry	20	11	55%
Medicine**	11	1	9%
Occupational Therapy	24	18	75%
Optometry	33	15	45%
Osteopathic Medicine**	5	0	0%
Physical Therapy	81	62	77%
Physician Assistant	35	22	63%
Podiatry	2	1	50%
Veterinary Medicine	82	32	39%
<b>WYOMING TOTAL</b>	<b>293</b>	<b>162</b>	<b>55%</b>

WICHE RETURN RATES BY FIELD			
Field	Total number of graduates	Number returned to state	Percentage returned
Dentistry	327	248	76%
Medicine**	44	16	36%
Occupational Therapy	108	79	73%
Optometry	337	224	66%
Osteopathic Medicine**	73	45	62%
Pharmacy	67	51	76%
Physical Therapy	147	107	73%
Physician Assistant	96	70	73%
Podiatry	37	15	41%
Veterinary Medicine	357	233	65%

TOTALS			
	Total number of graduates	Number returned to state	Percentage returned
<b>TOTAL FOR ALL REPORTING WICHE PSEP STATES</b>			
	1,707	1,180	69%
<b>TOTAL FOR CONTRACTUAL PAYBACK STATES</b>			
	984	785	80%
<b>TOTAL FOR HONOR SYSTEM STATES</b>			
	723	395	55%

\* Contractual payback state for most or all of the reporting period. Wyoming instituted service payback for students enrolling Fall 2013 and later, except in Veterinary Medicine. Wyoming is listed as an honor state for this cycle because less than half of its graduates in the current cycle have a contractual service payback. It will be reclassified as a contractual payback state in the next reporting cycle, in ~ 2027.

\*\* WICHE uses AY 2012-16 return data for allopathic and osteopathic medical graduates, to allow time for them to return home and serve upon completion of their residency programs.

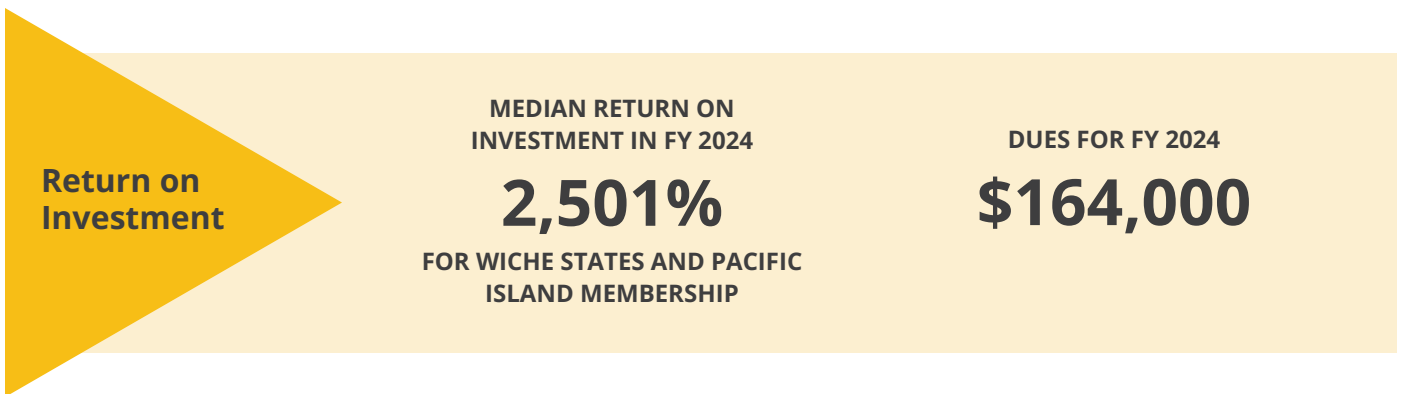


# THE VALUE OF WICHE

States and Pacific jurisdictions in the WICHE region pay annual dues on a fiscal year basis (July 1 – June 30 each year). The dues for fiscal year 2024 were \$164,000 each for the 15 states and the joint U.S. Pacific Islands membership in the WICHE region. This fiscal year, the median return on investment for the WICHE region was 2,501%.

## Benefits

- ▶ Residents of the WICHE region can participate in two of our three Student Access Programs — the Western Undergraduate Exchange (WUE) and the Western Regional Graduate Program (WRGP).
- ▶ Public and private universities in the WICHE region that offer professional healthcare degrees may also enroll students from other states and territories through WICHE's Professional Student Exchange Program (PSEP). Legislatures in the region may decide to appropriate funds to reduce tuition costs for its students enrolled through PSEP for their professional healthcare studies. This academic year, legislatures in 11 WICHE-region states and territories have elected to do so.
- ▶ The value of WICHE goes beyond student participation in WICHE's Student Access Programs — postsecondary institutions receive tuition dollars and improved recruitment opportunities.
- ▶ States, territories, and freely associated state also gain from WICHE's expertise and initiatives in higher education policy, training of behavioral health professionals, facilitation and policy support of online learning, leadership and professional development, and more.



## WICHE Student Access Programs ROI Calculation

$$\text{Student Savings} = \text{WUE \$} + \text{WRGP \$} + \text{PSEP \$}^*$$

---

$$\text{State}^{**} \text{ Investment} = \text{FY 2024 WICHE ANNUAL DUES} + \text{PSEP FUNDING}^*$$

\* Omit for states/territories that do not fund PSEP students.

\*\* Includes U.S. states, territories, and Pacific jurisdictions

ACADEMIC YEAR 2023-24

**\$18M**

**TOTAL SAVED**

by Alaska students through WICHE Student Access Programs

**\$17M**

**SAVED**  
through WUE

**\$1M**

**SAVED**  
through WRGP

WESTERN UNDERGRADUATE EXCHANGE



Saves **UNDERGRADUATE** students on out-of-state tuition. They pay no more than 150% of in-state tuition at partner institutions across the West.

Top Alaska WUE schools for out-of-state undergraduate students:

- ▶ University of Alaska Fairbanks (242)
- ▶ University of Alaska Anchorage (147)
- ▶ University of Alaska Southeast (62)

Top out-of-state WUE schools for Alaska undergraduate students:

- ▶ Northern Arizona University (166)
- ▶ Montana State University, Bozeman (106)
- ▶ Washington State University (73)

WESTERN REGIONAL GRADUATE PROGRAM



Saves students on out-of-state **GRADUATE** certificate, master's, and doctoral programs. They pay no more than 150% of in-state tuition at partner institutions across the West.

Top Alaska WRGP schools for out-of-state graduate students:

- ▶ University of Alaska Anchorage (51)
- ▶ University of Alaska Southeast (3)
- ▶ University of Alaska Fairbanks (2)

Top out-of-state WRGP schools for Alaska graduate students:

- ▶ University of Hawai'i at Mānoa (11)
- ▶ University of Idaho (11)
- ▶ University of Colorado Anschutz Medical Campus (6)

PROFESSIONAL STUDENT EXCHANGE PROGRAM



Helps students pursuing careers in **10 HEALTH FIELDS**. They can enroll in programs in the WICHE region and receive substantial tuition support from their home state/territory.

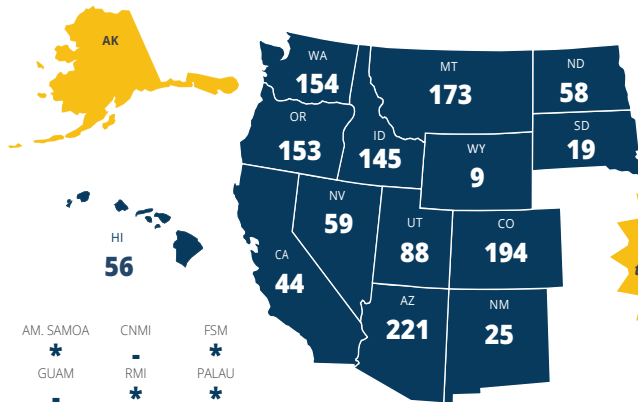
**72% of Alaska's PSEP graduates returned home to practice (2012-21)**. Students are not contractually required to return.

Alaska did not have any students enrolled through PSEP during the current academic year. The state of Alaska supports its residents in seven healthcare professions offered through PSEP.

**10,957% ROI** Gained on Alaska's WICHE annual dues (\$164,000/FY 2024)

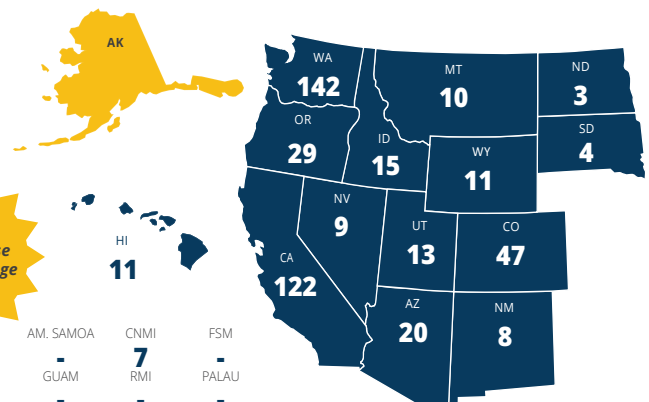
## WUE

WUE STUDENTS FROM ALASKA: **1,398**



451 WUE students chose to attend college in Alaska

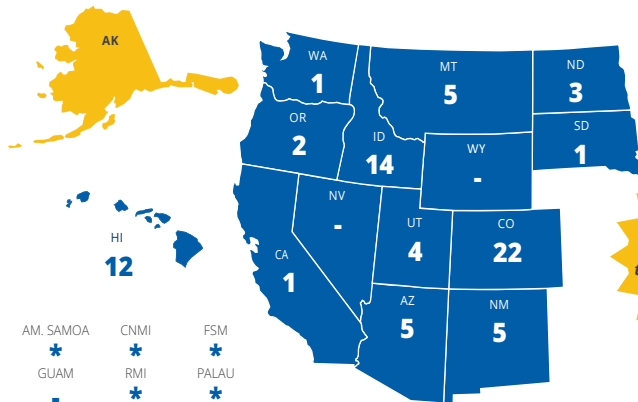
WUE STUDENTS TO ALASKA: **451**



\* Currently do not have any participating WUE schools.

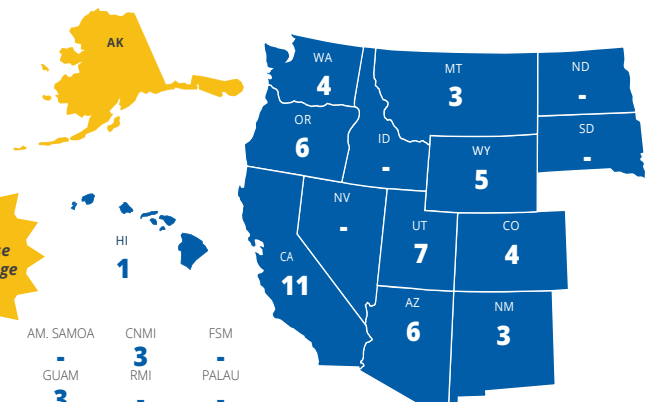
## WRGP

WRGP STUDENTS FROM ALASKA: **75**



56 WRGP students chose to attend college in Alaska

WRGP STUDENTS TO ALASKA: **56**



\* Currently do not have any participating WRGP schools.

## PSEP

Alaska did not have any students enroll through PSEP during the current academic year. However, Alaska residents can use PSEP for these healthcare professions:

- ▶ Dentistry
- ▶ Occupational Therapy
- ▶ Optometry
- ▶ Pharmacy
- ▶ Physician Assistant
- ▶ Physical Therapy
- ▶ Podiatry

## WHAT STUDENTS ARE SAYING



“With no architecture programs in my home state, seeking a degree out-of-state was inevitable. WRGP made my education more affordable and provided a dynamic and diverse learning environment that has enriched my educational experience. I recommend WICHE’s Student Access Programs to anyone looking to reduce or avoid student loans.”

**PAUL**, Alaska resident, Master of Architecture, University of Hawai’i at Mānoa

ACADEMIC YEAR 2023-24

**\$25.6M**

**TOTAL SAVED**

by Arizona students through WICHE Student Access Programs

**\$19.3M**

**SAVED**  
through WUE

**\$2.3M**

**SAVED**  
through WRGP

**\$4M**

**SAVED**  
through PSEP

WESTERN UNDERGRADUATE EXCHANGE



Saves **UNDERGRADUATE** students on out-of-state tuition. They pay no more than 150% of in-state tuition at partner institutions across the West.

Top Arizona WUE schools for out-of-state undergraduate students:

- ▶ Northern Arizona University (4,003)
- ▶ Mohave Community College (369)
- ▶ Arizona State University / Polytechnic Campus (302)

Top out-of-state WUE schools for Arizona undergraduate students:

- ▶ Colorado State University (182)
- ▶ Utah Valley University (165)
- ▶ Fort Lewis College, CO (119)

WESTERN REGIONAL GRADUATE PROGRAM



Saves students on out-of-state **GRADUATE** certificate, master's, and doctoral programs. They pay no more than 150% of in-state tuition at partner institutions across the West.

Top Arizona WRGP schools for out-of-state graduate students:

- ▶ University of Arizona (180)
- ▶ Northern Arizona University (73)
- ▶ Arizona State University (28)

Top out-of-state WRGP schools for Arizona graduate students:

- ▶ University of Hawai'i at Mānoa (22)
- ▶ University of Idaho (20)
- ▶ University of Colorado Denver (16)

PROFESSIONAL STUDENT EXCHANGE PROGRAM



Helps students pursuing careers in **10 HEALTH FIELDS**. They can enroll in programs in the WICHE region and receive substantial tuition support from their home state/territory.

**143 Arizona students paid reduced tuition** for healthcare studies not offered by public institutions in their home state.

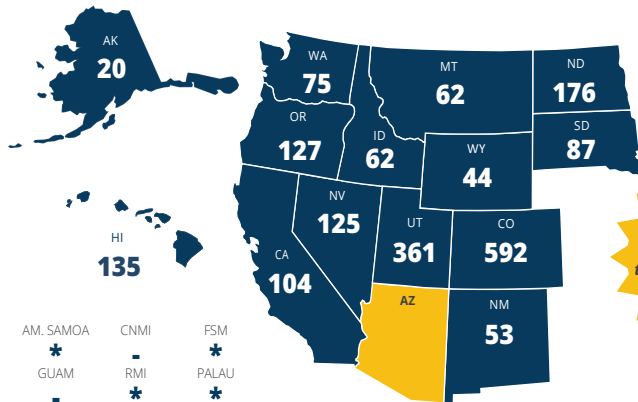
**80% of Arizona's PSEP graduates returned home to practice** (2012-16 for physicians, 2012-21 for all other fields). Students are contractually required to return.

**Arizona institutions and their local economies benefit too.** This year, 162 PSEP students enrolled in programs located in Arizona. Institutions received \$3.9M in support fees to reduce the students' tuition costs.

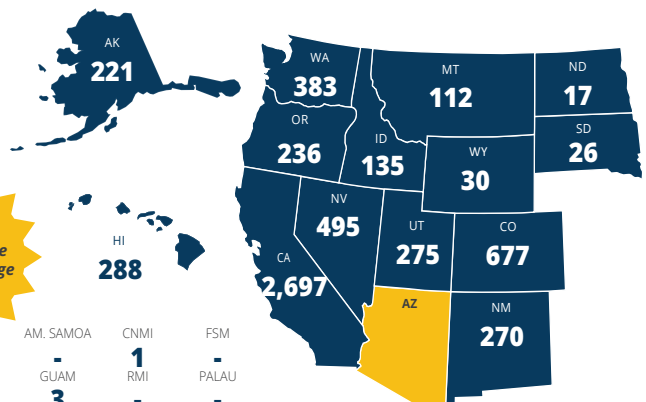
**619% ROI** Gained on Arizona's WICHE annual dues (\$164,000/FY 2024)

## WUE

WUE STUDENTS FROM ARIZONA: **2,023**



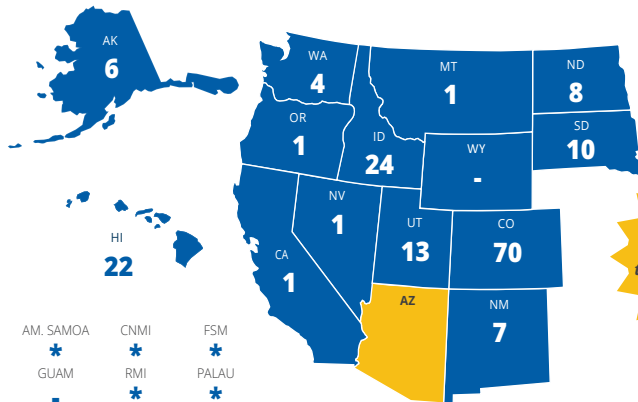
WUE STUDENTS TO ARIZONA: **5,866**



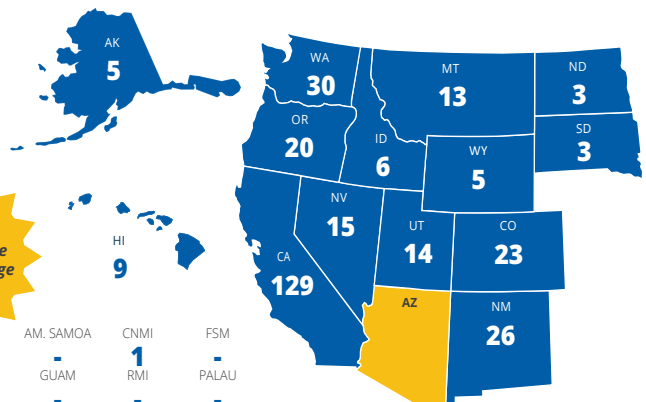
\* Currently do not have any participating WUE schools.

## WRGP

WRGP STUDENTS FROM ARIZONA: **168**



WRGP STUDENTS TO ARIZONA: **302**



\* Currently do not have any participating WRGP schools.

## PSEP

FIELD	STUDENTS	FEES PAID
Dentistry	45	\$1,345,500
Optometry	21	\$422,625
Osteopathic Medicine	41	\$1,027,050
Podiatry	4	\$69,500
Veterinary Medicine	32	\$1,108,800
<b>TOTAL</b>	<b>143</b>	<b>\$3,973,475</b>

**PSEP students from Arizona saved \$3,973,475 in tuition**

## WHAT STUDENTS ARE SAYING



“ PSEP has had a tremendous impact on my educational and career goals. It has relieved a lot of stress about paying back loans after graduation. Instead, I can focus on diving into the work field and serving my home state of Arizona. I am so thankful to have this amazing support! I encourage everyone to apply for PSEP. ”

**TRISHA**, Arizona resident, Doctor of Dental Medicine, Midwestern University, AZ

ACADEMIC YEAR 2023-24

**\$248M**

**TOTAL SAVED**

by California students through WICHE Student Access Programs

**\$234.6M**

**SAVED**  
through WUE

**\$13.3M**

**SAVED**  
through WRGP

WESTERN UNDERGRADUATE EXCHANGE



Saves **UNDERGRADUATE** students on out-of-state tuition. They pay no more than 150% of in-state tuition at partner institutions across the West.

Top California WUE schools for out-of-state undergraduate students:

- ▶ Cal Poly Humboldt (217)
- ▶ California State University, Sacramento (132)
- ▶ California State University, Chico (111)

Top out-of-state WUE schools for California undergraduate students:

- ▶ University of Nevada, Reno (2,662)
- ▶ University of Hawai'i at Mānoa (2,031)
- ▶ Northern Arizona University (1,996)

WESTERN REGIONAL GRADUATE PROGRAM



Saves students on out-of-state **GRADUATE** certificate, master's, and doctoral programs. They pay no more than 150% of in-state tuition at partner institutions across the West.

Top California WRGP schools for out-of-state graduate students:

- ▶ Cal Poly Humboldt (24)
- ▶ San Francisco State University (9)
- ▶ California State University, Monterey Bay (5)

Top out-of-state WRGP schools for California graduate students:

- ▶ University of Hawai'i at Mānoa (196)
- ▶ University of Colorado Denver (84)
- ▶ University of Arizona (74)

PROFESSIONAL STUDENT EXCHANGE PROGRAM



Helps students pursuing careers in **10 HEALTH FIELDS**. They can enroll in programs in the WICHE region and receive substantial tuition support from their home state/territory.

California doesn't use PSEP for its residents because it operates public programs in most PSEP fields, with the exception of osteopathic medicine and podiatry.

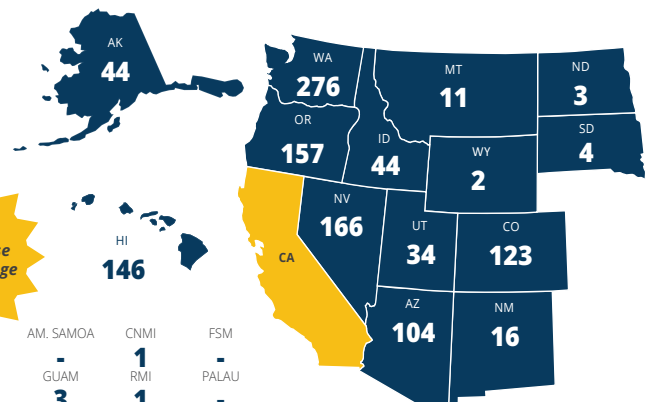
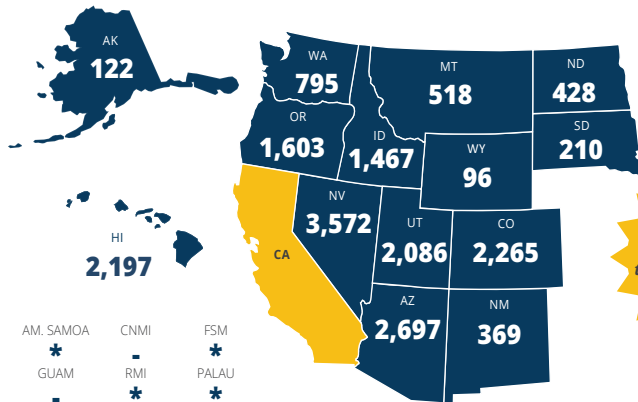
However, California institutions and their local economies still benefit from PSEP. This year, 41 PSEP students enrolled in programs located in California. Institutions received \$955,300 in support fees to reduce the students' tuition costs.

**151,185% ROI** Gained on California's WICHE annual dues (\$164,000/FY 2024)

## WUE

WUE STUDENTS FROM CALIFORNIA: **18,425**

WUE STUDENTS TO CALIFORNIA: **1,135**



1,135 WUE students chose to attend college in California

AM. SAMOA \*  
GUAM -  
FSM \*  
RMI \*  
PALAU \*

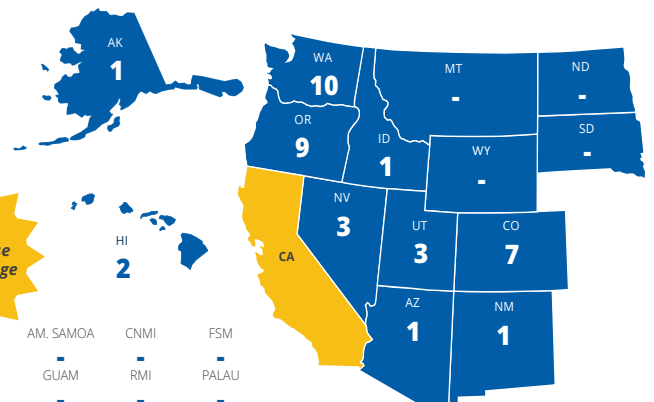
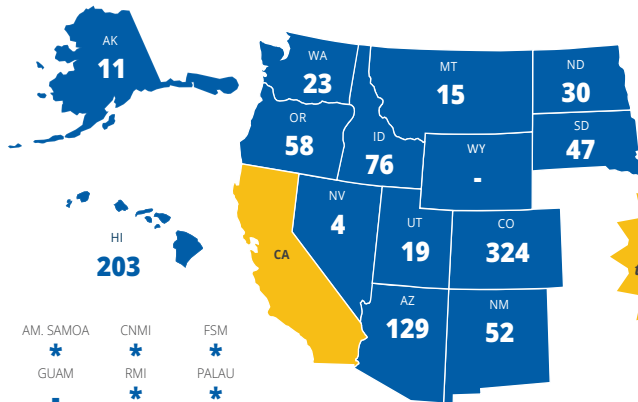
AM. SAMOA -  
GUAM 3  
CNMI 1  
RMI 1  
FSM -  
PALAU -

\* Currently do not have any participating WUE schools.

## WRGP

WRGP STUDENTS FROM CALIFORNIA: **991**

WRGP STUDENTS TO CALIFORNIA: **38**



38 WRGP students chose to attend college in California

AM. SAMOA \*  
GUAM -  
FSM \*  
RMI \*  
PALAU \*

AM. SAMOA -  
GUAM -  
CNMI -  
RMI -  
FSM -  
PALAU -

\* Currently do not have any participating WRGP schools.

## WHAT STUDENTS ARE SAYING



“It has always been a goal of mine to remove the financial burden of tuition from my parents’ shoulders. WUE made this possible.”

**ETHAN**, California resident, Bachelor of Science in Forestry, Oregon State University

**ACADEMIC YEAR 2023-24**

**\$48.8M**

**TOTAL SAVED**

by Colorado students through WICHE Student Access Programs

**\$46.2M**

**SAVED**  
through WUE

**\$2.2M**

**SAVED**  
through WRGP

**\$382,375**

**SAVED**  
through PSEP

**WESTERN UNDERGRADUATE EXCHANGE**



Saves **UNDERGRADUATE** students on out-of-state tuition. They pay no more than 150% of in-state tuition at partner institutions across the West.

Top Colorado WUE schools for out-of-state undergraduate students:

- ▶ **Colorado State University (2,481)**
- ▶ **Colorado Mesa University (591)**
- ▶ **University of Colorado Denver (437)**

Top out-of-state WUE schools for Colorado undergraduate students:

- ▶ **Northern Arizona University (508)**
- ▶ **Montana State University, Bozeman (418)**
- ▶ **University of Hawai'i at Mānoa (321)**

**WESTERN REGIONAL GRADUATE PROGRAM**



Saves students on out-of-state **GRADUATE** certificate, master's, and doctoral programs. They pay no more than 150% of in-state tuition at partner institutions across the West.

Top Colorado WRGP schools for out-of-state graduate students:

- ▶ **University of Colorado Denver (193)**
- ▶ **University of Colorado Anschutz Medical Campus (165)**
- ▶ **University of Northern Colorado (98)**

Top out-of-state WRGP schools for Colorado graduate students:

- ▶ **University of Hawai'i at Mānoa (26)**
- ▶ **Eastern New Mexico University (19)**
- ▶ **South Dakota School of Mines and Technology (15)**

**PROFESSIONAL STUDENT EXCHANGE PROGRAM**



Helps students pursuing careers in **10 HEALTH FIELDS**. They can enroll in programs in the WICHE region and receive substantial tuition support from their home state/territory.

**19 Colorado students paid reduced tuition** for healthcare studies not offered by public institutions in their home state.

**80% of Colorado's PSEP graduates returned home to practice** (2012-21). Students are contractually required to return.

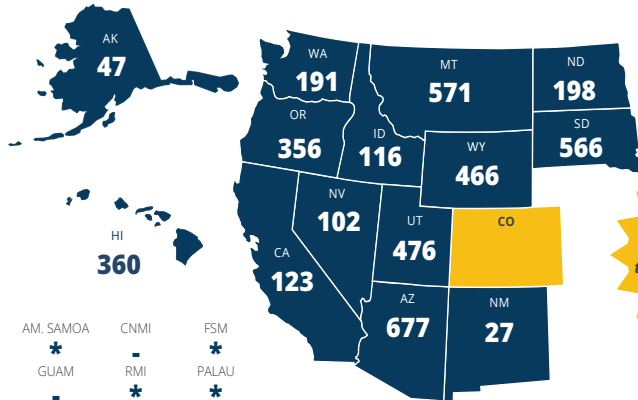
**Colorado institutions and their local economies benefit too.** This year, 89 PSEP students enrolled in programs located in Colorado. Institutions received \$2.7M in support fees to reduce the students' tuition costs.

**8,924% ROI** Gained on Colorado's WICHE annual dues (\$164,000/FY 2024)



## WUE

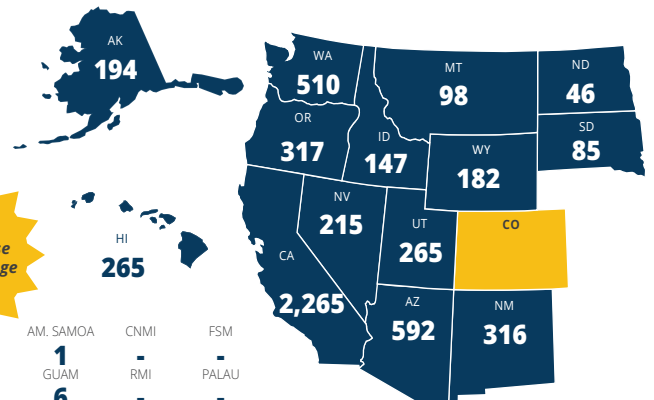
WUE STUDENTS FROM COLORADO: **4,276**



AM. SAMOA \*  
GUAM -  
CNMI -  
RMI \*FSM \*  
PALAU \*

\* Currently do not have any participating WUE schools.

WUE STUDENTS TO COLORADO: **5,504**

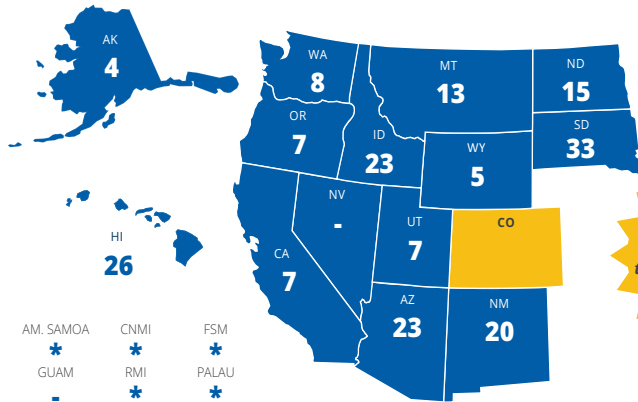


AM. SAMOA 1  
GUAM 6  
CNMI -  
RMI -  
FSM -  
PALAU -

Note: Students from Colorado, Montana, North Dakota, and Wyoming are eligible for the South Dakota Advantage Program and are assessed resident on-campus tuition rates. These students are also reported as WUE students.

## WRGP

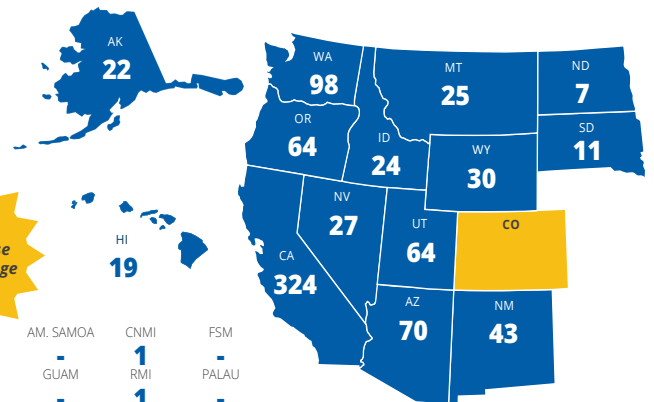
WRGP STUDENTS FROM COLORADO: **191**



AM. SAMOA \*  
GUAM -  
CNMI \*  
RMI \*FSM \*  
PALAU \*

\* Currently do not have any participating WRGP schools.

WRGP STUDENTS TO COLORADO: **830**



AM. SAMOA -  
GUAM -  
CNMI 1  
RMI 1  
FSM -  
PALAU -

830 WRGP students chose to attend college in Colorado

## PSEP

FIELD	STUDENTS	FEES PAID
Optometry	19	\$382,375
<b>TOTAL</b>	<b>19</b>	<b>\$382,375</b>

**PSEP students from Colorado saved \$382,375 in tuition**

## WHAT STUDENTS ARE SAYING



“ I am incredibly thankful for PSEP. Colorado State University offers challenging classes, hands-on instruction with both large and small animals, and opportunities to meet and learn from well-recognized researchers and clinicians. My time here will prepare me well for my career in veterinary medicine, thanks to Montana’s participation in WICHE’s PSEP. ”

**CLAIRE**, Montana resident, Doctor of Veterinary Medicine, Colorado State University

ACADEMIC YEAR 2023-24

**\$27.7M**

**TOTAL SAVED**

by Hawai'i students through WICHE Student Access Programs

**\$25.7M**

**SAVED**  
through WUE

**\$685,502**

**SAVED**  
through WRGP

**\$1.3M**

**SAVED**  
through PSEP

WESTERN UNDERGRADUATE EXCHANGE



Saves **UNDERGRADUATE** students on out-of-state tuition. They pay no more than 150% of in-state tuition at partner institutions across the West.

Top Hawai'i WUE schools for out-of-state undergraduate students:

- ▶ **University of Hawai'i at Mānoa (3,350)**
- ▶ **University of Hawai'i at Hilo (363)**
- ▶ **University of Hawai'i-West O'ahu (11)**

Top out-of-state WUE schools for Hawai'i undergraduate students:

- ▶ **University of Nevada, Las Vegas (448)**
- ▶ **Oregon State University (222)**
- ▶ **Northern Arizona University (205)**

WESTERN REGIONAL GRADUATE PROGRAM



Saves students on out-of-state **GRADUATE** certificate, master's, and doctoral programs. They pay no more than 150% of in-state tuition at partner institutions across the West.

Top Hawai'i WRGP schools for out-of-state graduate students:

- ▶ **University of Hawai'i at Mānoa (377)**
- ▶ **University of Hawai'i at Hilo (15)**

Top out-of-state WRGP schools for Hawai'i graduate students:

- ▶ **University of Arizona (6)**
- ▶ **University of Colorado Denver (5)**
- ▶ **University of Idaho (4)**

PROFESSIONAL STUDENT EXCHANGE PROGRAM



Helps students pursuing careers in **10 HEALTH FIELDS**. They can enroll in programs in the WICHE region and receive substantial tuition support from their home state/territory.

**55 Hawai'i students paid reduced tuition** for healthcare studies not offered by public institutions in their home state.

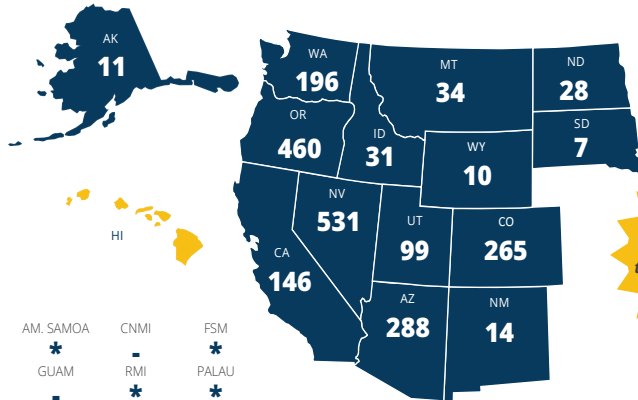
**62% of Hawaii's PSEP graduates returned home to practice** (2012-21). Students are contractually required to return.

**Hawai'i's institutions and their local economies benefit too.** This year, 1 PSEP student enrolled in a program located in Hawai'i. The institution received \$34,950 in support fees to reduce the student's tuition costs.

**1,863% ROI** Gained on Hawai'i's WICHE annual dues (\$164,000/FY 2024)

## WUE

WUE STUDENTS FROM HAWAII: **2,120**



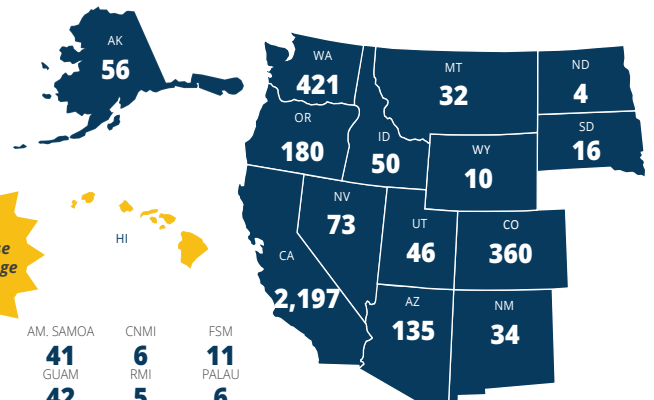
AM. SAMOA \*  
GUAM -

CNMI -  
RMI \*

FSM \*  
PALAU \*

\* Currently do not have any participating WUE schools.

WUE STUDENTS TO HAWAII: **3,725**



AM. SAMOA 41  
GUAM 42

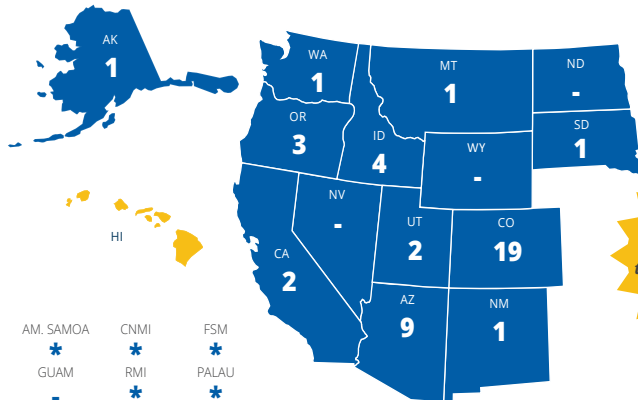
CNMI 6  
RMI 5

FSM 11  
PALAU 6

Note: Students from American Samoa, Commonwealth of the Northern Marianas, Federated States of Micronesia, Republic of the Marshall Islands, Republic of Palau, and some Guam students are eligible for the University of Hawai'i Pacific Islander rate, which is the equivalent of the WUE rate. These students are also reported here as WUE students.

## WRGP

WRGP STUDENTS FROM HAWAII: **44**



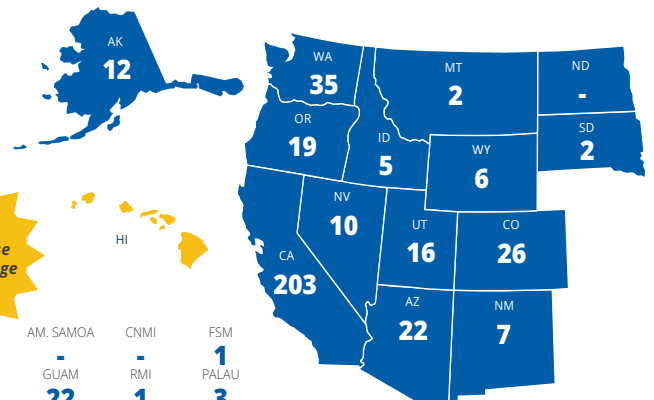
AM. SAMOA \*  
GUAM -

CNMI \*  
RMI \*

FSM \*  
PALAU \*

\* Currently do not have any participating WRGP schools.

WRGP STUDENTS TO HAWAII: **392**



AM. SAMOA -  
GUAM 22

CNMI -  
RMI 1

FSM 1  
PALAU 3

## PSEP

FIELD	STUDENTS	FEES PAID
Dentistry	8	\$253,500
Occupational Therapy	5	\$91,800
Optometry	12	\$241,500
Physical Therapy	15	\$252,750
Veterinary Medicine	15	\$485,100
<b>TOTAL</b>	<b>55</b>	<b>\$1,324,650</b>

**PSEP students from Hawai'i saved \$1,324,650 in tuition**

## WHAT STUDENTS ARE SAYING



“PSEP makes medical education affordable. I have assisted vulnerable populations at the student-operated clinic, mentored high school students interested in healthcare careers, and learned about traditional Hawaiian medicine. These experiences will positively influence my future practice as a physician. As a first-generation college graduate, I am extremely grateful for PSEP financial support.”

**MATTHEW**, Montana resident, Doctor of Medicine, University of Hawai'i at Mānoa

ACADEMIC YEAR 2023-24

**\$24.6M**

**TOTAL SAVED**

by Idaho students through WICHE Student Access Programs

**\$23.2M**

**SAVED**

through WUE

**\$1.4M**

**SAVED**

through WRGP

WESTERN UNDERGRADUATE EXCHANGE



Saves **UNDERGRADUATE** students on out-of-state tuition. They pay no more than 150% of in-state tuition at partner institutions across the West.

Top Idaho WUE schools for out-of-state undergraduate students:

- ▶ **Boise State University (2,193)**
- ▶ **University of Idaho (1,791)**
- ▶ **Idaho State University (140)**

Top out-of-state WUE schools for Idaho undergraduate students:

- ▶ **University of Utah (234)**
- ▶ **Washington State University (167)**
- ▶ **Montana State University, Bozeman (128)**

WESTERN REGIONAL GRADUATE PROGRAM



Saves students on out-of-state **GRADUATE** certificate, master's, and doctoral programs. They pay no more than 150% of in-state tuition at partner institutions across the West.

Top Idaho WRGP schools for out-of-state graduate students:

- ▶ **University of Idaho (279)**
- ▶ **Idaho State University (86)**
- ▶ **Boise State University (21)**

Top out-of-state WRGP schools for Idaho graduate students:

- ▶ **University of Utah (15)**
- ▶ **Utah State University (8)**
- ▶ **University of Arizona (6)**

PROFESSIONAL STUDENT EXCHANGE PROGRAM



Helps students pursuing careers in **10 HEALTH FIELDS**. They can enroll in programs in the WICHE region and receive substantial tuition support from their home state/territory.

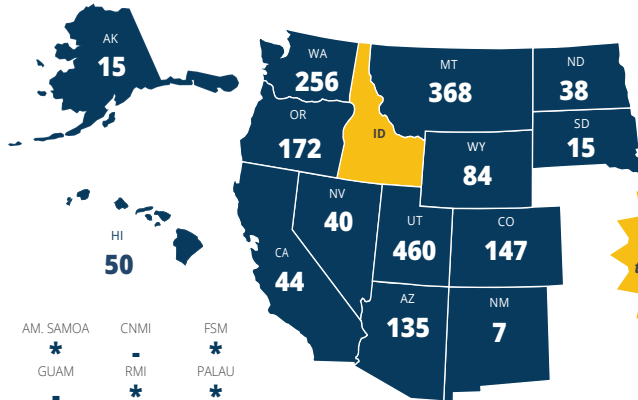
**Idaho has elected not to use PSEP for its residents** because it partners directly with neighboring states or operates public programs in most PSEP fields, with the exception of optometry, osteopathic medicine, and podiatry.

**However, Idaho institutions and their local economies still benefit from PSEP.** This year, 2 PSEP students enrolled in programs located in Idaho. Institutions received \$36,800 in support fees to reduce the students' tuition costs.

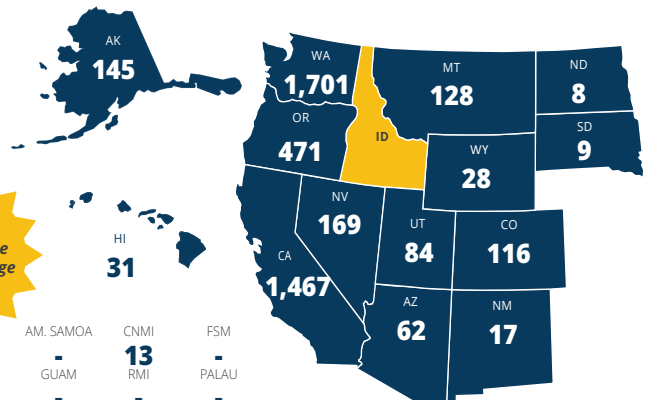
**14,979% ROI** Gained on Idaho's WICHE annual dues (\$164,000/FY 2024)

## WUE

WUE STUDENTS FROM IDAHO: **1,831**



WUE STUDENTS TO IDAHO: **4,449**

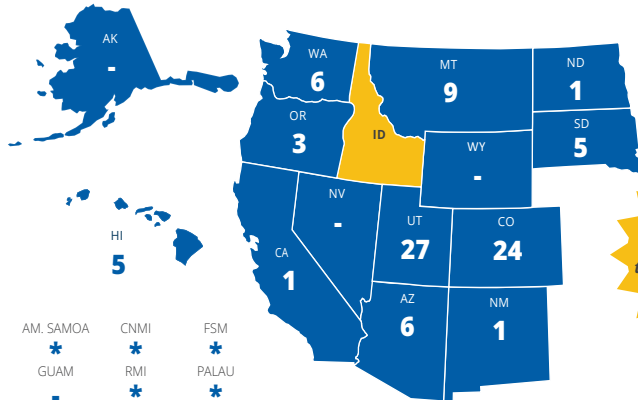


4,449 WUE students chose to attend college in Idaho

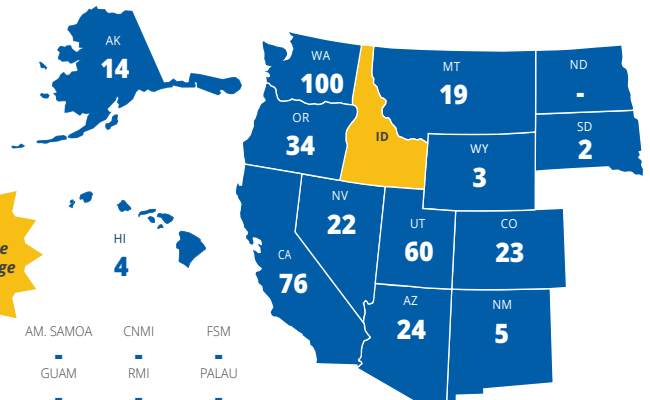
\* Currently do not have any participating WUE schools.

## WRGP

WRGP STUDENTS FROM IDAHO: **88**



WRGP STUDENTS TO IDAHO: **386**



386 WRGP students chose to attend college in Idaho

\* Currently do not have any participating WRGP schools.

## WHAT STUDENTS ARE SAYING



“ My home state didn't offer my program of study, and the cost of out-of-state tuition was too much for my family. WUE made it possible for me to afford and to pursue my dream career. ”

**DELANEY**, Wyoming resident, Bachelor of Science in Nutrition and Dietetics, Idaho State University

ACADEMIC YEAR 2023-24

**\$13.1M**

**TOTAL SAVED**

by Montana students through WICHE Student Access Programs

**\$9.2M**

**SAVED**  
through WUE

**\$1.2M**

**SAVED**  
through WRGP

**\$2.7M**

**SAVED**  
through PSEP

WESTERN UNDERGRADUATE EXCHANGE



Saves **UNDERGRADUATE** students on out-of-state tuition. They pay no more than 150% of in-state tuition at partner institutions across the West.

Top Montana WUE schools for out-of-state undergraduate students:

- ▶ **Montana State University, Bozeman (1,734)**
- ▶ **University of Montana (749)**
- ▶ **University of Montana, Western (305)**

Top out-of-state WUE schools for Montana undergraduate students:

- ▶ **Williston State College, ND (97)**
- ▶ **Northern Arizona University (86)**
- ▶ **Northwest College, WY (81)**

WESTERN REGIONAL GRADUATE PROGRAM



Saves students on out-of-state **GRADUATE** certificate, master's, and doctoral programs. They pay no more than 150% of in-state tuition at partner institutions across the West.

Top Montana WRGP schools for out-of-state graduate students:

- ▶ **University of Montana (40)**
- ▶ **Montana State University, Bozeman (29)**
- ▶ **Montana State University, Billings (19)**

Top out-of-state WRGP schools for Montana graduate students:

- ▶ **University of Idaho (14)**
- ▶ **University of Arizona (9)**
- ▶ **North Dakota State University (7)**

PROFESSIONAL STUDENT EXCHANGE PROGRAM



Helps students pursuing careers in **10 HEALTH FIELDS**. They can enroll in programs in the WICHE region and receive substantial tuition support from their home state/territory.

**91 Montana students paid reduced tuition** for healthcare studies not offered by public institutions in their home state.

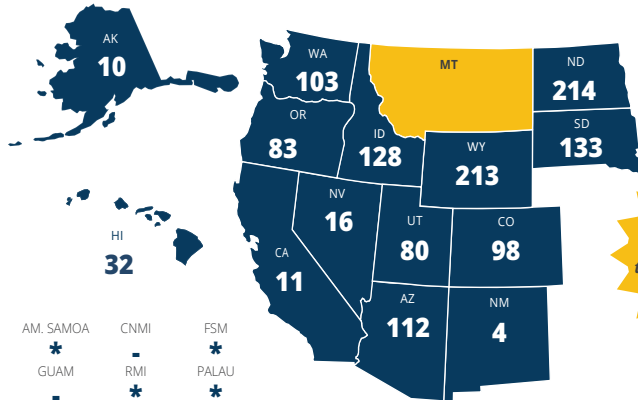
**59% of Montana's PSEP graduates returned home to practice** (2012-16 for physicians, 2012-21 for all other fields). Students are not contractually required to return.

**Montana's institutions and their local economies benefit too.** This year, 4 PSEP students enrolled in programs located in Montana. Institutions received \$67,400 in support fees to reduce the students' tuition costs.

**462% ROI** Gained on Montana's WICHE annual dues (\$164,000/FY 2024)

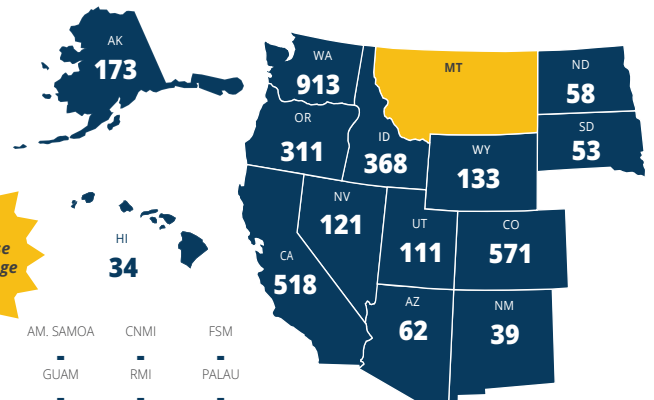
## WUE

WUE STUDENTS FROM MONTANA: **1,237**



\* Currently do not have any participating WUE schools.

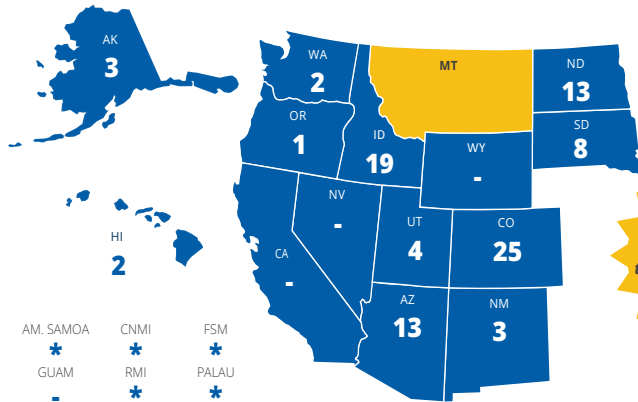
WUE STUDENTS TO MONTANA: **3,465**



Note: Students from Colorado, Montana, North Dakota, and Wyoming are eligible for the South Dakota Advantage Program and are assessed resident on-campus tuition rates. These students are also reported as WUE students.

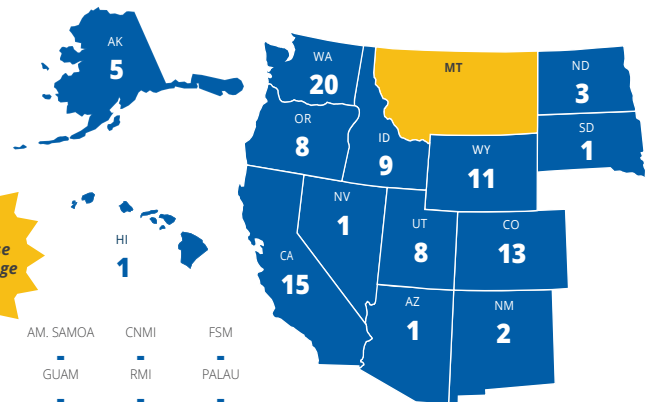
## WRGP

WRGP STUDENTS FROM MONTANA: **93**



\* Currently do not have any participating WRGP schools.

WRGP STUDENTS TO MONTANA: **98**



## PSEP

FIELD	STUDENTS	FEES PAID
Dentistry	16	\$468,000
Medicine	28	\$961,126
Occupational Therapy	5	\$91,800
Optometry	9	\$163,324
Osteopathic Medicine	12	\$263,025
Veterinary Medicine	21	\$727,650
<b>TOTAL</b>	<b>91</b>	<b>\$2,674,925</b>

**PSEP students from Montana saved \$2,674,925 in tuition**

## WHAT STUDENTS ARE SAYING



“The required academic rigor and high cost of medical school can be daunting. PSEP has lifted some of the burden and alleviated some of the anxiety surrounding the cost, and for that I am extremely grateful. After school and residency, I plan on returning to rural Montana to practice. PSEP financial support is a great help for future doctors.”

**BROOKE**, Montana resident, Doctor of Osteopathic Medicine, A.T. Still University, AZ

ACADEMIC YEAR 2023-24

**\$25.6M**

**TOTAL SAVED**

by Nevada students through WICHE Student Access Programs

**\$23.4M**

**SAVED**  
through WUE

**\$1.5M**

**SAVED**  
through WRGP

**\$683,250**

**SAVED**  
through PSEP

WESTERN UNDERGRADUATE EXCHANGE



Saves **UNDERGRADUATE** students on out-of-state tuition. They pay no more than 150% of in-state tuition at partner institutions across the West.

Top Nevada WUE schools for out-of-state undergraduate students:

- ▶ **University of Nevada, Reno (2,958)**
- ▶ **University of Nevada, Las Vegas (1,587)**
- ▶ **Truckee Meadows Community College (128)**

Top out-of-state WUE schools for Nevada undergraduate students:

- ▶ **Northern Arizona University (284)**
- ▶ **Southern Utah University (180)**
- ▶ **University of Utah (136)**

WESTERN REGIONAL GRADUATE PROGRAM



Saves students on out-of-state **GRADUATE** certificate, master's, and doctoral programs. They pay no more than 150% of in-state tuition at partner institutions across the West.

Top Nevada WRGP schools for out-of-state graduate students:

- ▶ **University of Nevada, Reno (5)**
- ▶ **Nevada State University (1)**

Top out-of-state WRGP schools for Nevada graduate students:

- ▶ **University of Idaho (20)**
- ▶ **University of Arizona (12)**
- ▶ **University of Hawai'i at Mānoa (10)**

PROFESSIONAL STUDENT EXCHANGE PROGRAM



Helps students pursuing careers in **10 HEALTH FIELDS**. They can enroll in programs in the WICHE region and receive substantial tuition support from their home state/territory.

**41 Nevada students paid reduced tuition** for healthcare studies not offered by public institutions in their home state.

**78% of Nevada's PSEP graduates returned home to practice** (2012-21). Students are contractually required to return.

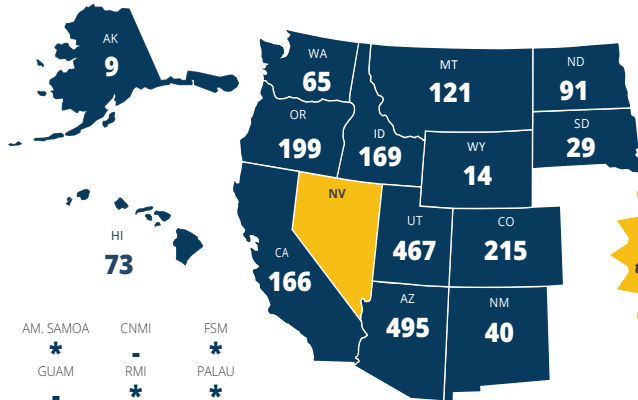
**Nevada's institutions and their local economies benefit too.** This year, 47 PSEP students enrolled in programs located in Nevada. Institutions received \$888,300 in support fees to reduce the students' tuition costs.

**3,017% ROI** Gained on Nevada's WICHE annual dues (\$164,000/FY 2024)



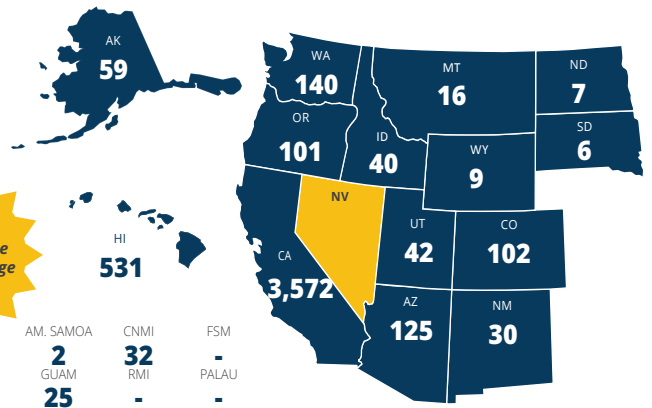
## WUE

WUE STUDENTS FROM NEVADA: **2,153**



**4,839 WUE students chose to attend college in Nevada**

WUE STUDENTS TO NEVADA: **4,839**



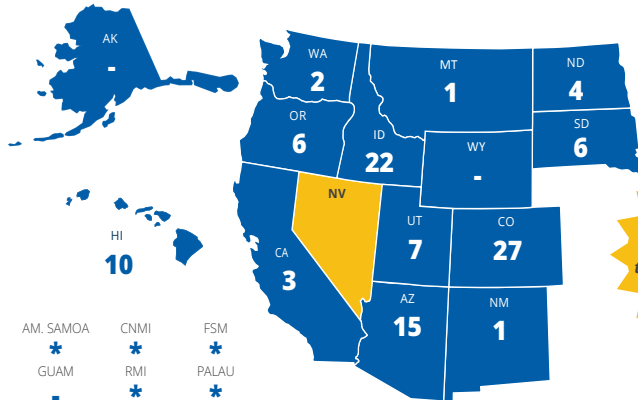
AM. SAMOA \*  
GUAM -  
FSM \*  
RMI \*  
PALAU \*

AM. SAMOA 2  
GUAM 25  
CNMI 32  
RMI -  
FSM -  
PALAU -

\* Currently do not have any participating WUE schools.

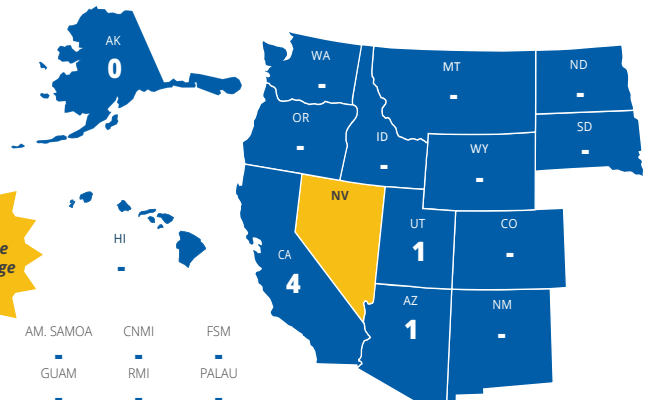
## WRGP

WRGP STUDENTS FROM NEVADA: **104**



**6 WRGP students chose to attend college in Nevada**

WRGP STUDENTS TO NEVADA: **6**



AM. SAMOA \*  
GUAM \*  
FSM \*  
RMI \*  
PALAU \*

AM. SAMOA -  
GUAM -  
CNMI -  
RMI -  
FSM -  
PALAU -

\* Currently do not have any participating WRGP schools.

## PSEP

FIELD	STUDENTS	FEES PAID
Occupational Therapy	8	\$71,400
Pharmacy	10	\$119,000
Physician Assistant	11	\$219,450
Physical Therapy	8	\$134,800
Veterinary Medicine	4	\$138,600
<b>TOTAL</b>	<b>41</b>	<b>\$683,250</b>

**PSEP students from Nevada saved \$683,250 in tuition**

## WHAT STUDENTS ARE SAYING



**“ College is expensive, especially if you attend an out-of-state school. WUE made it possible for me to attend my school and study diesel technology. Thank you so much! ”**

**LUIS**, Nevada resident, Associate of Applied Science in Diesel Technology, Idaho State University

## ACADEMIC YEAR 2023-24

### \$13.2M

#### TOTAL SAVED

by New Mexico students through WICHE Student Access Programs

### \$9.7M

SAVED through WUE

### \$1.6M

SAVED through WRGP

### \$1.9M

SAVED through PSEP

## WESTERN UNDERGRADUATE EXCHANGE



Saves **UNDERGRADUATE** students on out-of-state tuition. They pay no more than 150% of in-state tuition at partner institutions across the West.

Top New Mexico WUE schools for out-of-state undergraduate students:

- ▶ **University of New Mexico (357)**
- ▶ **New Mexico State University (151)**
- ▶ **Eastern New Mexico University (141)**

Top out-of-state WUE schools for New Mexico undergraduate students:

- ▶ **Northern Arizona University (180)**
- ▶ **Colorado State University (124)**
- ▶ **University of Utah (39)**

## WESTERN REGIONAL GRADUATE PROGRAM



Saves students on out-of-state **GRADUATE** certificate, master's, and doctoral programs. They pay no more than 150% of in-state tuition at partner institutions across the West.

Top New Mexico WRGP schools for out-of-state graduate students:

- ▶ **Eastern New Mexico University (92)**
- ▶ **University of New Mexico (11)**
- ▶ **New Mexico State University (2)**

Top out-of-state WRGP schools for New Mexico graduate students:

- ▶ **University of Arizona (17)**
- ▶ **University of Colorado Denver (9)**
- ▶ **University of Colorado Anschutz Medical Campus (9)**

## PROFESSIONAL STUDENT EXCHANGE PROGRAM



Helps students pursuing careers in **10 HEALTH FIELDS**. They can enroll in programs in the WICHE region and receive substantial tuition support from their home state/territory.

**59 New Mexico students paid reduced tuition** for healthcare studies not offered by public institutions in their home state.

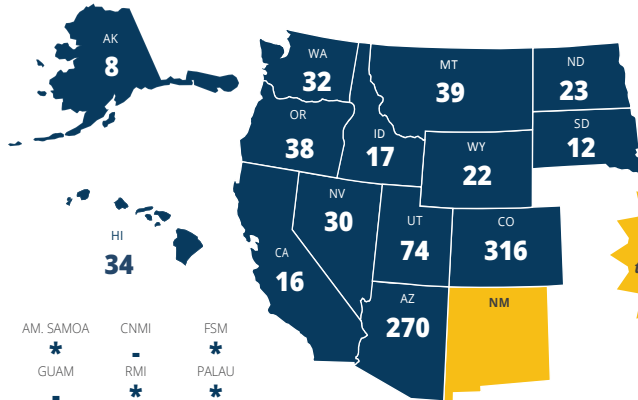
**94% of New Mexico's PSEP graduates returned home to practice** (2012-21). Students are contractually required to return.

**New Mexico's institutions and their local economies benefit too.** This year, 1 PSEP student enrolled in a program located in New Mexico. The institution received \$25,500 in support fees to reduce the student's tuition costs.

**649% ROI** Gained on New Mexico's WICHE annual dues (\$164,000/FY 2024)

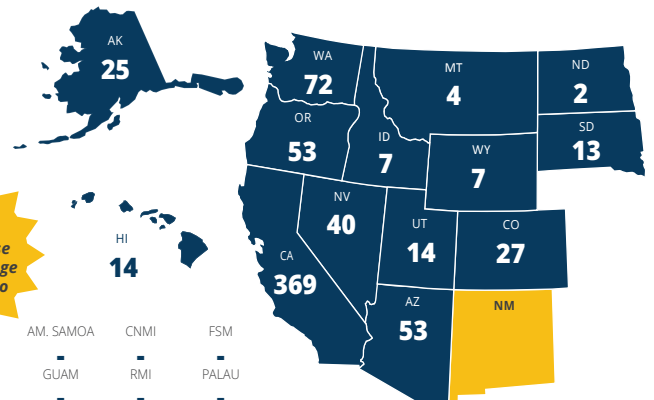
## WUE

WUE STUDENTS FROM NEW MEXICO: **931**



700 WUE students chose to attend college in New Mexico

WUE STUDENTS TO NEW MEXICO: **700**



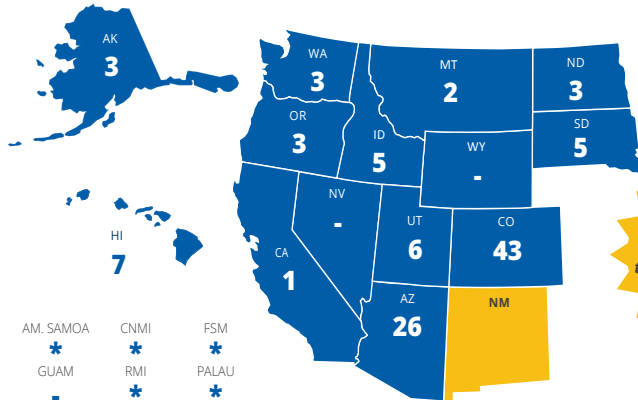
AM. SAMOA \*  
GUAM -  
FSM \*  
RMI \*  
PALAU \*

AM. SAMOA \*  
GUAM -  
FSM \*  
RMI \*  
PALAU \*

\* Currently do not have any participating WUE schools.

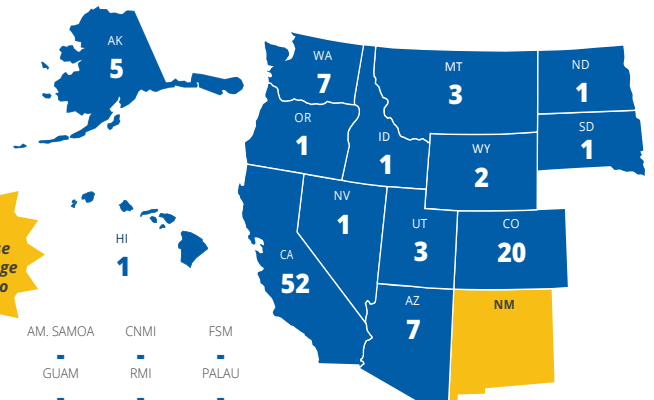
## WRGP

WRGP STUDENTS FROM NEW MEXICO: **107**



105 WRGP students chose to attend college in New Mexico

WRGP STUDENTS TO NEW MEXICO: **105**



AM. SAMOA \*  
GUAM -  
FSM \*  
RMI \*  
PALAU \*

AM. SAMOA \*  
GUAM -  
FSM \*  
RMI \*  
PALAU \*

\* Currently do not have any participating WRGP schools.

## PSEP

FIELD	STUDENTS	FEES PAID
Dentistry	22	\$643,500
Optometry	3	\$60,275
Veterinary Medicine	34	\$1,160,775
<b>TOTAL</b>	<b>59</b>	<b>\$1,864,550</b>

PSEP students from New Mexico saved \$1,864,550 in tuition

## WHAT STUDENTS ARE SAYING



“ Becoming a veterinarian was a distant dream due to financial constraints. As a 31-year-old entering veterinary school, I face a condensed timeline to repay loans and establish my career. Thanks to PSEP, I can focus on my passion for animal welfare rather than financial burdens. ”

**GEORGE**, New Mexico resident, Doctor of Veterinary Medicine, Oregon State University

## ACADEMIC YEAR 2023-24

### \$3.9M

#### TOTAL SAVED

by North Dakota students through WICHE Student Access Programs

### \$2.4M

SAVED through WUE

### \$519,352

SAVED through WRGP

### \$1M

SAVED through PSEP

## WESTERN UNDERGRADUATE EXCHANGE



Saves **UNDERGRADUATE** students on out-of-state tuition. They pay no more than 150% of in-state tuition at partner institutions across the West.

Top North Dakota WUE schools for out-of-state undergraduate students:

- ▶ **University of North Dakota (529)**
- ▶ **Minot State University (342)**
- ▶ **North Dakota State University (323)**

Top out-of-state WUE schools for North Dakota undergraduate students:

- ▶ **Black Hill State University, SD (74)**
- ▶ **South Dakota State University (69)**
- ▶ **Northern State University, SD (63)**

## WESTERN REGIONAL GRADUATE PROGRAM



Saves students on out-of-state **GRADUATE** certificate, master's, and doctoral programs. They pay no more than 150% of in-state tuition at partner institutions across the West.

Top North Dakota WRGP schools for out-of-state graduate students:

- ▶ **North Dakota State University (93)**
- ▶ **Minot State University (35)**
- ▶ **University of North Dakota (9)**

Top out-of-state WRGP schools for North Dakota graduate students:

- ▶ **University of South Dakota (13)**
- ▶ **South Dakota State University (9)**
- ▶ **Dakota State University, SD (4)**

## PROFESSIONAL STUDENT EXCHANGE PROGRAM



Helps students pursuing careers in **10 HEALTH FIELDS**. They can enroll in programs in the WICHE region and receive substantial tuition support from their home state/territory.

**38 North Dakota students paid reduced tuition** for healthcare studies not offered by public institutions in their home state.

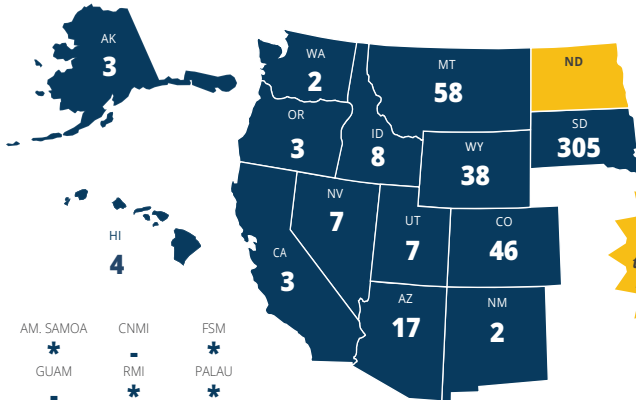
**43% of North Dakota's PSEP graduates returned home to practice** (2012-21). Students are not contractually required to return.

**North Dakota's institutions and their local economies benefit too.** This year, 6 PSEP students enrolled in programs located in North Dakota. Institutions received \$173,500 in support fees to reduce the students' tuition costs.

**337% ROI** Gained on North Dakota's WICHE annual dues (\$164,000/FY 2024)

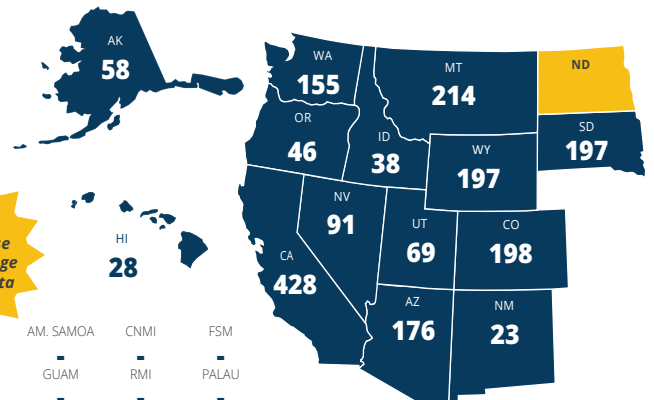
## WUE

WUE STUDENTS FROM NORTH DAKOTA: **503**



**1,918 WUE students chose to attend college in North Dakota**

WUE STUDENTS TO NORTH DAKOTA: **1,918**



Note: Students from Colorado, Montana, North Dakota, and Wyoming are eligible for the South Dakota Advantage Program and are assessed resident on-campus tuition rates. These students are also reported as WUE students.

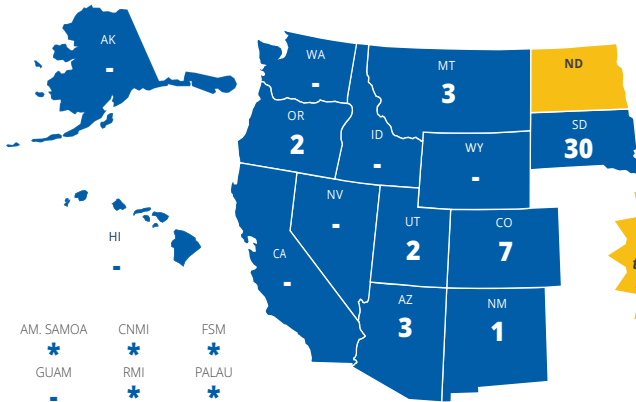
AM. SAMOA \*  
GUAM -  
CNMI -  
RMI \*  
FSM \*  
PALAU \*

AM. SAMOA -  
GUAM -  
CNMI -  
RMI -  
FSM -  
PALAU -

\* Currently do not have any participating WUE schools.

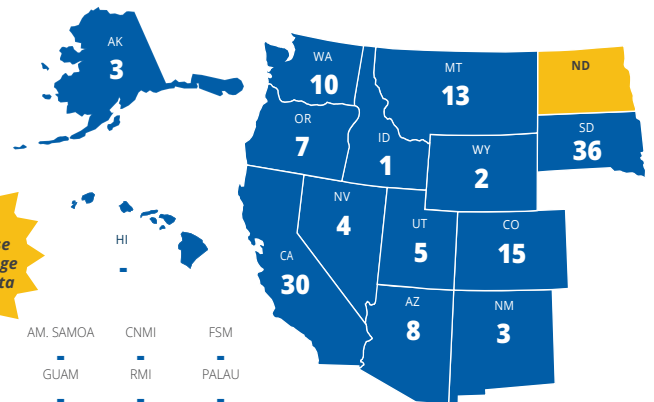
## WRGP

WRGP STUDENTS FROM NORTH DAKOTA: **48**



**137 WRGP students chose to attend college in North Dakota**

WRGP STUDENTS TO NORTH DAKOTA: **137**



AM. SAMOA -  
GUAM -  
CNMI -  
RMI -  
FSM -  
PALAU -

\* Currently do not have any participating WRGP schools.

## PSEP

FIELD	STUDENTS	FEES PAID
Dentistry	17	\$507,000
Optometry	16	\$322,000
Veterinary Medicine	5	\$173,250
<b>TOTAL</b>	<b>38</b>	<b>\$1,002,250</b>

**PSEP students from North Dakota saved \$1,002,250 in tuition**

## WHAT STUDENTS ARE SAYING



“PSEP has helped me achieve my academic and professional goals by reducing my financial stress while I am attending dental school. Without PSEP, I would have had to delay enrolling in dental school until I saved up enough money. I am so grateful for this program.”

PAIGE, North Dakota resident, Doctor of Dental Medicine, University of Colorado Anschutz

ACADEMIC YEAR 2023-24

**\$38.8M**

**TOTAL SAVED**

by Oregon students through WICHE Student Access Programs

**\$35.8M**

**SAVED**

through WUE

**\$3M**

**SAVED**

through WRGP

WESTERN UNDERGRADUATE EXCHANGE



Saves **UNDERGRADUATE** students on out-of-state tuition. They pay no more than 150% of in-state tuition at partner institutions across the West.

Top Oregon WUE schools for out-of-state undergraduate students:

- ▶ Oregon State University (1,861)
- ▶ Portland State University (786)
- ▶ Southern Oregon University (723)

Top out-of-state WUE schools for Oregon undergraduate students:

- ▶ University of Idaho (237)
- ▶ Washington State University (211)
- ▶ University of Utah (190)

WESTERN REGIONAL GRADUATE PROGRAM



Saves students on out-of-state **GRADUATE** certificate, master's, and doctoral programs. They pay no more than 150% of in-state tuition at partner institutions across the West.

Top Oregon WRGP schools for out-of-state graduate students:

- ▶ Oregon Health & Science University (56)
- ▶ Portland State University (54)
- ▶ Oregon State University (15)

Top out-of-state WRGP schools for Oregon graduate students:

- ▶ University of Idaho (22)
- ▶ University of Hawai'i at Mānoa (19)
- ▶ University of Colorado Denver (15)

PROFESSIONAL STUDENT EXCHANGE PROGRAM



Helps students pursuing careers in **10 HEALTH FIELDS**. They can enroll in programs in the WICHE region and receive substantial tuition support from their home state/territory.

Oregon doesn't use PSEP for its **residents** because it operates public programs in most PSEP fields, with the exception of occupational therapy, optometry, osteopathic medicine, and podiatry.

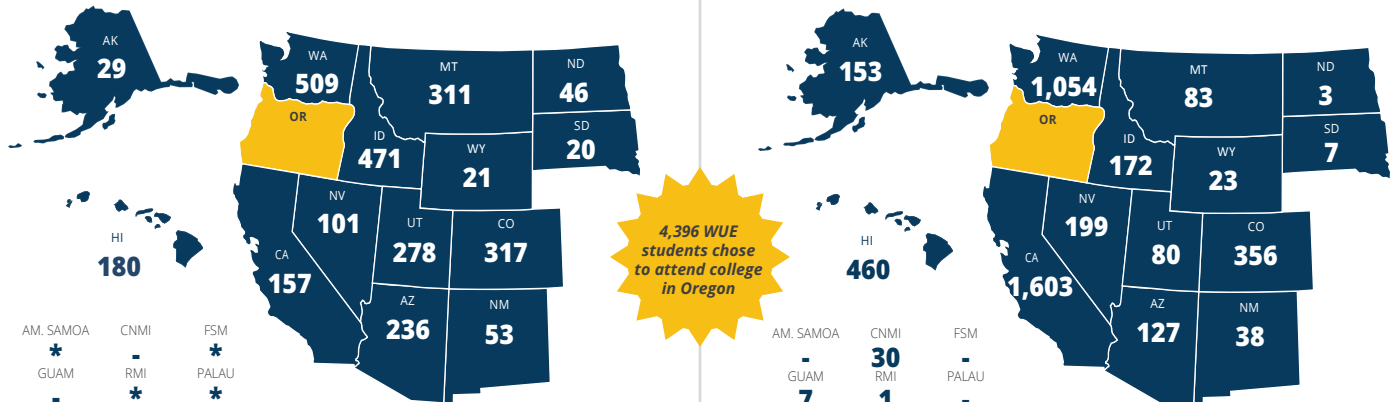
However, Oregon institutions and their local economies still benefit from PSEP. This year, 77 PSEP students enrolled in programs located in Oregon. Institutions received \$1.9M in support fees to reduce the students' tuition costs.

**23,653% ROI** Gained on Oregon's WICHE annual dues (\$164,000/FY 2024)

## WUE

WUE STUDENTS FROM OREGON: **2,729**

WUE STUDENTS TO OREGON: **4,396**

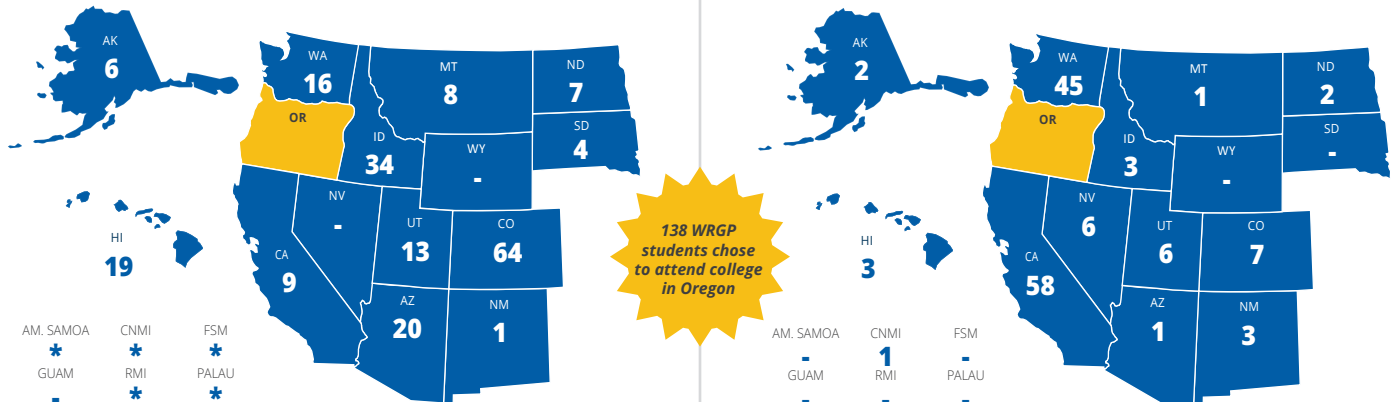


\* Currently do not have any participating WUE schools.

## WRGP

WRGP STUDENTS FROM OREGON: **201**

WRGP STUDENTS TO OREGON: **138**



\* Currently do not have any participating WRGP schools.

## WHAT STUDENTS ARE SAYING



“WRGP has greatly reduced the costs of my degree. It has allowed me to assume less debt and has eased some of the stress of graduate school. Thank you!”

**BENJAMIN**, Oregon resident, Master of Environmental Studies, The Evergreen State College

## ACADEMIC YEAR 2023-24

### \$4.1M

#### TOTAL SAVED

by South Dakota students through WICHE Student Access Programs

### \$3.7M

SAVED through WUE

### \$461,438

SAVED through WRGP

## WESTERN UNDERGRADUATE EXCHANGE



Saves **UNDERGRADUATE** students on out-of-state tuition. They pay no more than 150% of in-state tuition at partner institutions across the West.

Top South Dakota WUE schools for out-of-state undergraduate students:

- ▶ **Black Hills State University (636)**
- ▶ **South Dakota School of Mines and Technology (502)**
- ▶ **South Dakota State University (294)**

Top out-of-state WUE schools for South Dakota undergraduate students:

- ▶ **North Dakota State University (183)**
- ▶ **Casper College, WY (46)**
- ▶ **Sheridan College, WY (42)**

## WESTERN REGIONAL GRADUATE PROGRAM



Saves students on out-of-state **GRADUATE** certificate, master's, and doctoral programs. They pay no more than 150% of in-state tuition at partner institutions across the West.

Top South Dakota WRGP schools for out-of-state graduate students:

- ▶ **University of South Dakota (87)**
- ▶ **South Dakota School of Mines and Technology (34)**
- ▶ **Dakota State University (31)**

Top out-of-state WRGP schools for South Dakota graduate students:

- ▶ **North Dakota State University (31)**
- ▶ **Minot State University, ND (5)**
- ▶ **University of Colorado Anschutz Medical Campus (4)**

## PROFESSIONAL STUDENT EXCHANGE PROGRAM



Helps students pursuing careers in **10 HEALTH FIELDS**. They can enroll in programs in the WICHE region and receive substantial tuition support from their home state/territory.

**South Dakota doesn't use PSEP for its residents** because students typically enroll in the state's public programs for several PSEP fields, or the students enroll in programs in neighboring states where there are existing agreements for programs not offered by South Dakota public institutions.

**However, South Dakota institutions and their local economies still benefit from PSEP.** This year, 3 PSEP students enrolled in programs located in South Dakota. Institutions received \$32,150 in support fees to reduce the students' tuition costs.

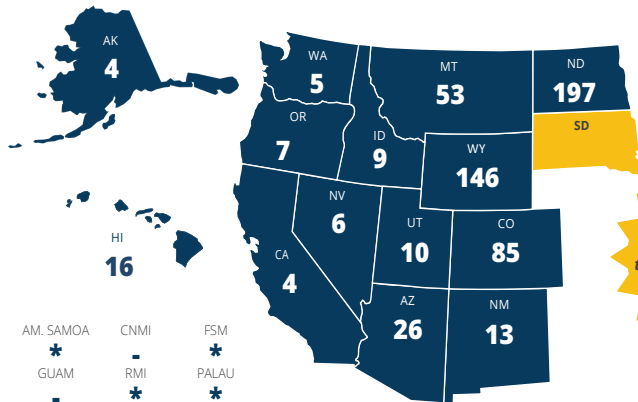
## 2,523% ROI

Gained on South Dakota's WICHE annual dues (\$164,000/FY 2024)



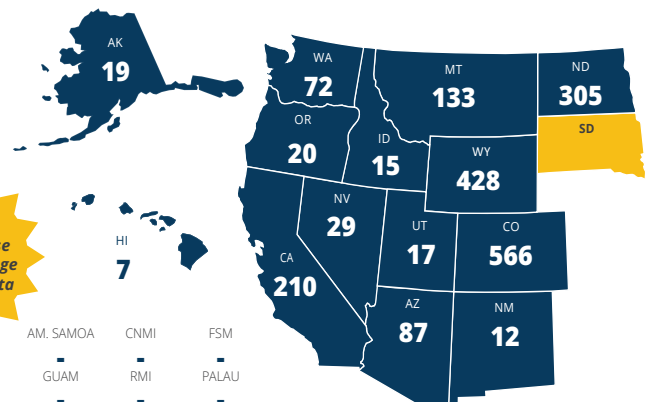
## WUE

WUE STUDENTS **FROM** SOUTH DAKOTA: **581**



\* Currently do not have any participating WUE schools.

WUE STUDENTS **TO** SOUTH DAKOTA: **1,920**

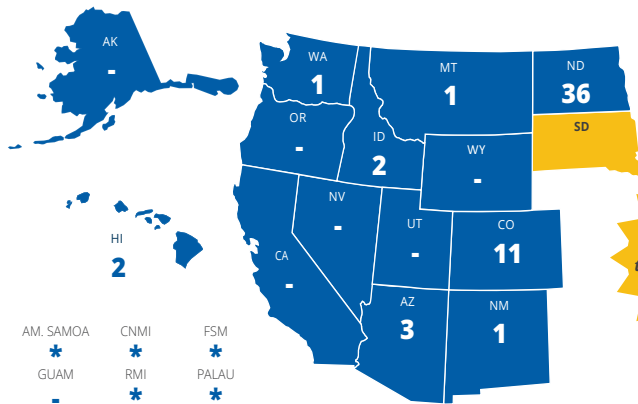


1,920 WUE students chose to attend college in South Dakota

Note: Students from Colorado, Montana, North Dakota, and Wyoming are eligible for the South Dakota Advantage Program and are assessed resident on-campus tuition rates. These students are also reported as WUE students.

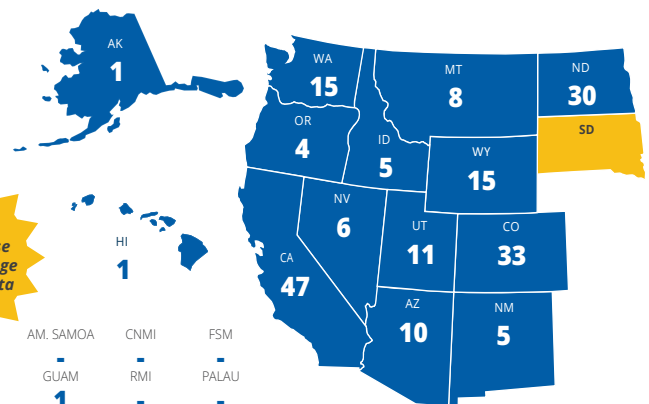
## WRGP

WRGP STUDENTS **FROM** SOUTH DAKOTA: **57**



\* Currently do not have any participating WRGP schools.

WRGP STUDENTS **TO** SOUTH DAKOTA: **192**



192 WRGP students chose to attend college in South Dakota

## WHAT STUDENTS ARE SAYING



“WRGP has helped me to grow both academically and personally. I am learning from amazing professors and gaining relevant research experience at a top Master of Public Health in Nutrition program. Additionally, WRGP has provided me with new experiences in living in a different part of the country. I am so thankful for WRGP.”

**SABRINA**, South Dakota resident, Master of Public Health, Northern Arizona University

**U.S. Pacific Territories and Freely Associated States**

**WICHE Membership Grows in Pacific Islands Region**

The U.S. Pacific Territories and Freely Associated States membership is shared among American Samoa, the Commonwealth of the Northern Mariana Islands (CNMI), the Federated States of Micronesia (FSM), Guam, the Republic of the Marshall Islands (RMI), and the Republic of Palau. This membership allows more students access to tuition savings, workforce development, and behavioral health programs.

Generous grants from the U.S. Department of Interior's Office of Insular Affairs cover the WICHE annual dues for the Pacific Island jurisdictions.

**AMERICAN SAMOA** *partner since 2023*

**ACADEMIC YEAR 2023-24**

**\$683,722**

**TOTAL SAVED**

by American Samoa students through WICHE Student Access Programs

**\$683,722**

**SAVED through WUE**

**WESTERN UNDERGRADUATE EXCHANGE**



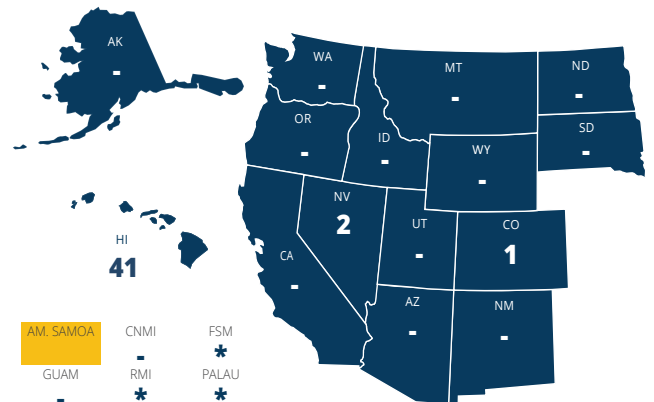
**Saves UNDERGRADUATE students on out-of-state tuition. They pay no more than 150% of in-state tuition at partner institutions across the West.**

*Note: Students from American Samoa, Commonwealth of the Northern Marianas, Federated States of Micronesia, Republic of the Marshall Islands, Republic of Palau, and some Guam students are eligible for the University of Hawai'i Pacific Islander rate, which is the equivalent of the WUE rate. These students are also reported here as WUE students.*

Top out-of-state WUE schools for American Samoa undergraduate students:

- ▶ **University of Hawai'i at Mānoa (39)**
- ▶ **University of Nevada, Las Vegas (2)**
- ▶ **Colorado State University Pueblo (1)**

WUE STUDENTS FROM AM. SAMOA: **44**



\* Currently do not have any participating WUE schools.

**2,501% ROI** Gained on American Samoa's WICHE annual dues (\$27,333/FY 2024)

# COMMONWEALTH OF THE NORTHERN MARIANA ISLANDS *partner since 2012*

## ACADEMIC YEAR 2023-24

### \$1.4M

#### TOTAL SAVED

by CNMI students through  
WICHE Student Access  
Programs

### \$1.3M

SAVED  
through WUE

### \$60,774

SAVED  
through WRGP

### \$19,950

SAVED  
through PSEP

## WESTERN UNDERGRADUATE EXCHANGE



Saves **UNDERGRADUATE** students on out-of-state tuition. They pay no more than 150% of in-state tuition at partner institutions across the West.

Top out-of-state WUE schools for CNMI undergraduate students:

- ▶ University of Nevada, Las Vegas (32)
- ▶ Western Oregon University (17)
- ▶ Boise State University (13)

## WESTERN REGIONAL GRADUATE PROGRAM



Saves students on out-of-state **GRADUATE** certificate, master's, and doctoral programs. They pay no more than 150% of in-state tuition at partner institutions across the West.

Top out-of-state WRGP schools for CNMI graduate students:

- ▶ University of Alaska Anchorage (3)
- ▶ Arizona State University (1)
- ▶ Portland State University (1)

## PROFESSIONAL STUDENT EXCHANGE PROGRAM



Helps students pursuing careers in **10 HEALTH FIELDS**. They can enroll in programs in the WICHE region and receive substantial tuition support from their home state/territory.

**1 CNMI student paid reduced tuition** for healthcare studies not offered by public institutions in their home state.

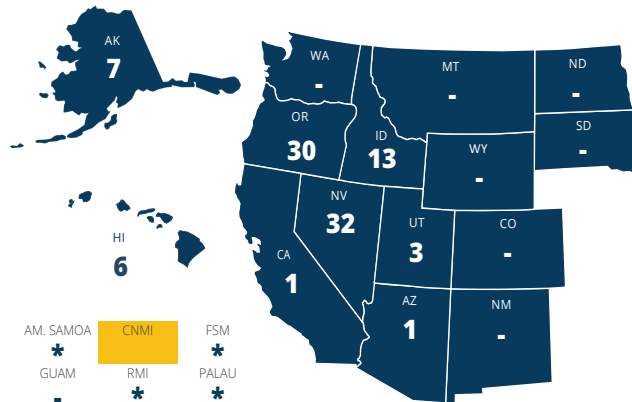
**Residents can access affordable healthcare education** at some 130 participating programs in the Western United States due to legislation passed by the CNMI in 2017.

**CNMI considers applicants** in the fields of allopathic medicine, dentistry, occupational therapy, osteopathic medicine, pharmacy, physician assistant, physical therapy, and veterinary medicine.

**2,862% ROI** Gained on CNMI's WICHE annual dues (\$27,333/FY 2024)

## WUE

WUE STUDENTS FROM CNMI: **93**

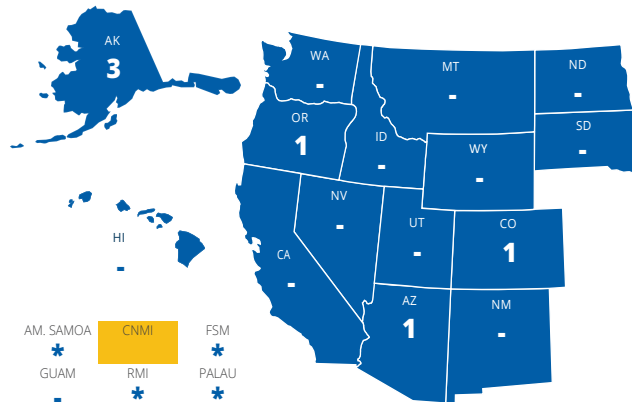


Note: Students from American Samoa, Commonwealth of the Northern Marianas, Federated States of Micronesia, Republic of the Marshall Islands, Republic of Palau, and some Guam students are eligible for the University of Hawai'i Pacific Islander rate, which is the equivalent of the WUE rate. These students are also reported here as WUE students.

\* Currently do not have any participating WUE schools.

## WRGP

WRGP STUDENTS FROM CNMI: **6**



\* Currently do not have any participating WRGP schools.

## PSEP

FIELD	STUDENTS	FEES PAID
Physician Assistant	1	\$19,950
<b>TOTAL</b>	<b>1</b>	<b>\$19,950</b>

*PSEP students from CNMI saved \$19,950 in tuition*

# FEDERATED STATES OF MICRONESIA

partner *since 2021*

## ACADEMIC YEAR 2023-24

### \$183,156

#### TOTAL SAVED

by FSM students through WICHE Student Access Programs

### \$173,088

SAVED  
through WUE

### \$10,068

SAVED  
through WRGP

## WESTERN UNDERGRADUATE EXCHANGE



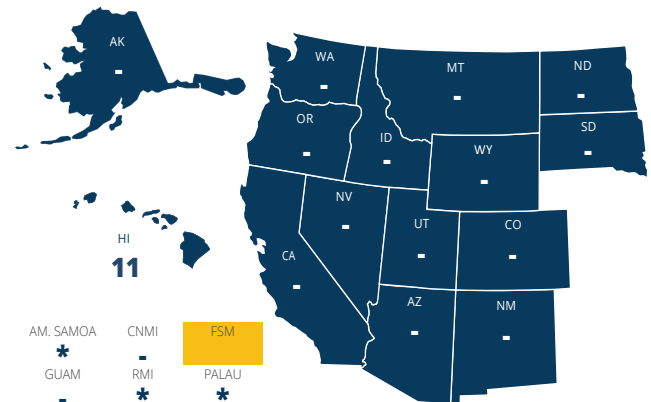
Saves **UNDERGRADUATE** students on out-of-state tuition. They pay no more than 150% of in-state tuition at partner institutions across the West.

*Note: Students from American Samoa, Commonwealth of the Northern Marianas, Federated States of Micronesia, Republic of the Marshall Islands, Republic of Palau, and some Guam students are eligible for the University of Hawai'i Pacific Islander rate, which is the equivalent of the WUE rate. These students are also reported here as WUE students.*

Top out-of-state WUE schools for FSM undergraduate students:

- ▶ University of Hawai'i at Mānoa (10)
- ▶ University of Hawai'i at Hilo (1)

WUE STUDENTS FROM FSM: **11**



\* Currently do not have any participating WUE schools.

## WESTERN REGIONAL GRADUATE PROGRAM

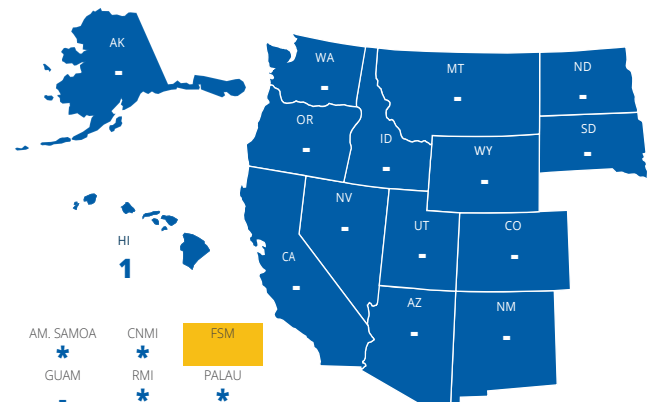


Saves students on out-of-state **GRADUATE** certificate, master's, and doctoral programs. They pay no more than 150% of in-state tuition at partner institutions across the West.

Top out-of-state WRGP schools for FSM graduate students:

- ▶ University of Hawai'i at Mānoa (1)

WRGP STUDENTS FROM FSM: **1**



\* Currently do not have any participating WRGP schools.

**670% ROI** Gained on FSM's WICHE annual dues (\$27,333/FY 2024)

## ACADEMIC YEAR 2023-24

**\$1.5M**

**TOTAL SAVED**

by Guam students through WICHE Student Access Programs

**\$1.3M**

**SAVED**  
through WUE

**\$250,299**

**SAVED**  
through WRGP

## WESTERN UNDERGRADUATE EXCHANGE



Saves **UNDERGRADUATE** students on out-of-state tuition. They pay no more than 150% of in-state tuition at partner institutions across the West.

Top out-of-state WUE schools for Guam undergraduate students:

- ▶ University of Hawai'i at Mānoa (42)
- ▶ University of Nevada, Las Vegas (23)
- ▶ University of Colorado Denver (4)

## WESTERN REGIONAL GRADUATE PROGRAM



Saves students on out-of-state **GRADUATE** certificate, master's, and doctoral programs. They pay no more than 150% of in-state tuition at partner institutions across the West.

Top out-of-state WRGP schools for Guam graduate students:

- ▶ University of Hawai'i at Mānoa (21)
- ▶ University of Alaska Anchorage (3)
- ▶ South Dakota State University (1)

## PROFESSIONAL STUDENT EXCHANGE PROGRAM



Helps students pursuing careers in **10 HEALTH FIELDS**. They can enroll in programs in the WICHE region and receive substantial tuition support from their home state/territory.

**Guam did not fund students in PSEP during the 2023-24 academic year.**

However, Guam's legislature signed Bill 158, known as the Biráda Act, on April 7, 2022. The Biráda Act supports PSEP in Guam as a way to grow its healthcare workforce. WICHE looks forward to facilitating Guam's PSEP participation starting in AY 2024-25.

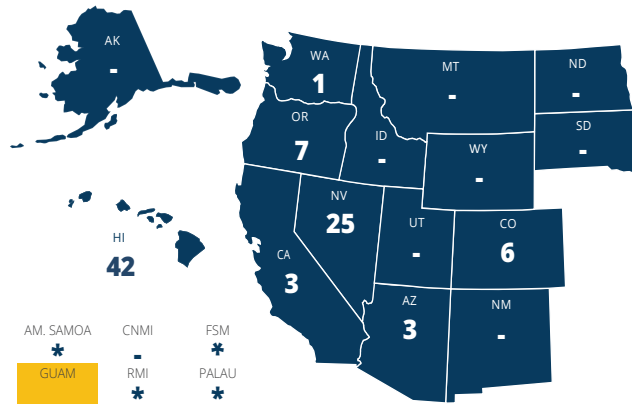
**For its inaugural launch**

**of PSEP**, Guam will support students in the fields of allopathic medicine, occupational therapy, osteopathic medicine, pharmacy, and physical therapy.

**5,543% ROI** Gained on Guam's WICHE annual dues (\$27,333/FY 2024)

## WUE

WUE STUDENTS FROM GUAM: **87**

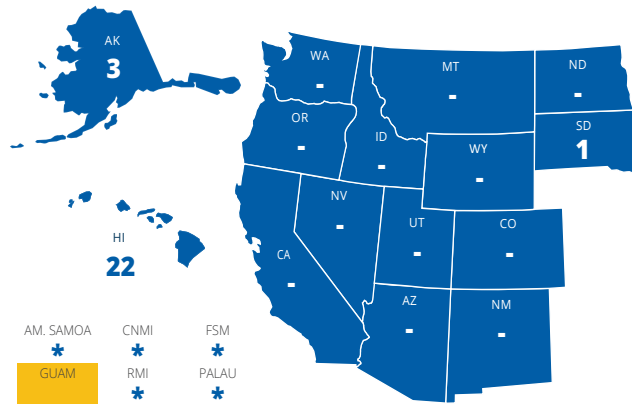


*Note: Students from American Samoa, Commonwealth of the Northern Marianas, Federated States of Micronesia, Republic of the Marshall Islands, Republic of Palau, and some Guam students are eligible for the University of Hawai'i Pacific Islander rate, which is the equivalent of the WUE rate. These students are also reported here as WUE students.*

\* Currently do not have any participating WUE schools.

## WRGP

WRGP STUDENTS FROM GUAM: **26**



\* Currently do not have any participating WRGP schools.

## ACADEMIC YEAR 2023-24

### \$117,820

#### TOTAL SAVED

by RMI students through WICHE Student Access Programs

### \$87,292

SAVED through WUE

### \$30,528

SAVED through WRGP

## WESTERN UNDERGRADUATE EXCHANGE



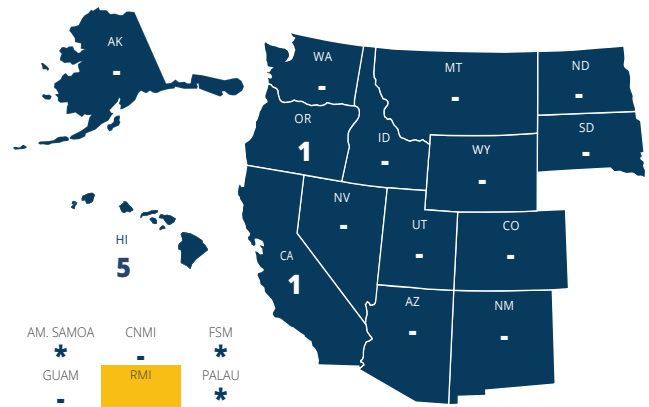
Saves **UNDERGRADUATE** students on out-of-state tuition. They pay no more than 150% of in-state tuition at partner institutions across the West.

*Note: Students from American Samoa, Commonwealth of the Northern Marianas, Federated States of Micronesia, Republic of the Marshall Islands, Republic of Palau, and some Guam students are eligible for the University of Hawai'i Pacific Islander rate, which is the equivalent of the WUE rate. These students are also reported here as WUE students.*

Top out-of-state WUE schools for RMI undergraduate students:

- ▶ University of Hawai'i at Hilo (3)
- ▶ University of Hawai'i at Mānoa (2)
- ▶ California State University, East Bay (1)

WUE STUDENTS FROM RMI: **7**



\* Currently do not have any participating WUE schools.

## WESTERN REGIONAL GRADUATE PROGRAM

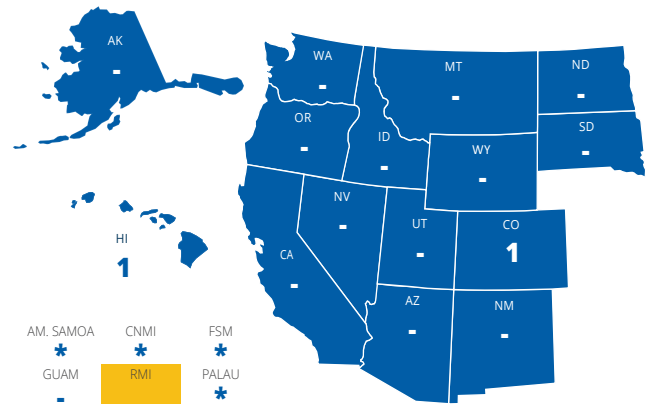


Saves students on out-of-state **GRADUATE** certificate, master's, and doctoral programs. They pay no more than 150% of in-state tuition at partner institutions across the West.

Top out-of-state WRGP schools for RMI graduate students:

- ▶ University of Colorado Boulder (1)
- ▶ University of Hawai'i at Hilo (1)

WRGP STUDENTS FROM RMI: **2**



\* Currently do not have any participating WRGP schools.

## 431% ROI

Gained on RMI's WICHE annual dues (\$27,333/FY 2024)



## ACADEMIC YEAR 2023-24

### \$128,484

**TOTAL SAVED**

by Palau students through WICHE Student Access Programs

### \$98,280

**SAVED through WUE**

### \$30,204

**SAVED through WRGP**

## WESTERN UNDERGRADUATE EXCHANGE



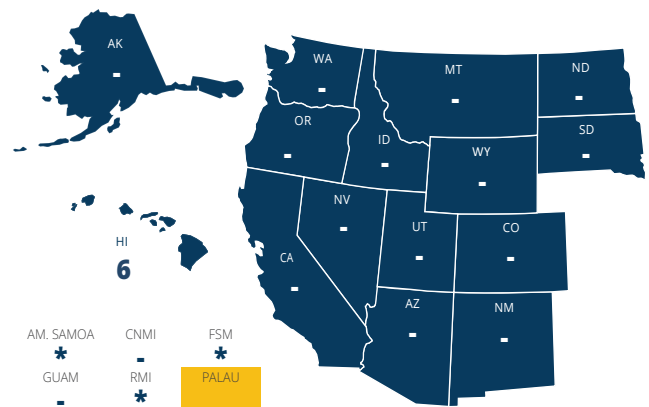
Saves **UNDERGRADUATE** students on out-of-state tuition. They pay no more than 150% of in-state tuition at partner institutions across the West.

*Note: Students from American Samoa, Commonwealth of the Northern Marianas, Federated States of Micronesia, Republic of the Marshall Islands, Republic of Palau, and some Guam students are eligible for the University of Hawai'i Pacific Islander rate, which is the equivalent of the WUE rate. These students are also reported here as WUE students.*

Top out-of-state WUE schools for Palau undergraduate students:

- ▶ **University of Hawai'i at Mānoa (6)**

WUE STUDENTS **FROM PALAU: 6**



\* Currently do not have any participating WUE schools.

## WESTERN REGIONAL GRADUATE PROGRAM

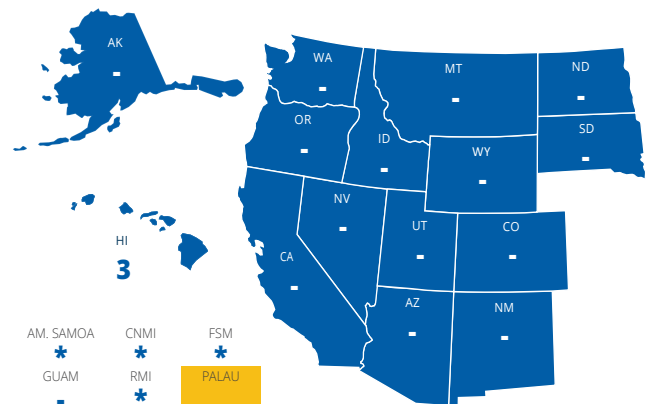


Saves students on out-of-state **GRADUATE** certificate, master's, and doctoral programs. They pay no more than 150% of in-state tuition at partner institutions across the West.

Top out-of-state WRGP schools for Palau graduate students:

- ▶ **University of Hawai'i at Mānoa (3)**

WRGP STUDENTS **FROM PALAU: 3**



\* Currently do not have any participating WRGP schools.

**470% ROI** Gained on Palau's WICHE annual dues (\$27,333/FY 2024)

ACADEMIC YEAR 2023-24

**\$14.2M**

**TOTAL SAVED**

by Utah students through WICHE Student Access Programs

**\$10.6M**

**SAVED**  
through WUE

**\$3M**

**SAVED**  
through WRGP

**\$546,063**

**SAVED**  
through PSEP

WESTERN UNDERGRADUATE EXCHANGE



Saves **UNDERGRADUATE** students on out-of-state tuition. They pay no more than 150% of in-state tuition at partner institutions across the West.

Top Utah WUE schools for out-of-state undergraduate students:

- ▶ **University of Utah (2,870)**
- ▶ **Utah Valley University (901)**
- ▶ **Southern Utah University (451)**

Top out-of-state WUE schools for Utah undergraduate students:

- ▶ **Mohave Community College, AZ (174)**
- ▶ **Colorado Mesa University (62)**
- ▶ **Western Wyoming Community College (61)**

WESTERN REGIONAL GRADUATE PROGRAM



Saves students on out-of-state **GRADUATE** certificate, master's, and doctoral programs. They pay no more than 150% of in-state tuition at partner institutions across the West.

Top Utah WRGP schools for out-of-state graduate students:

- ▶ **University of Utah (70)**
- ▶ **Utah State University (30)**
- ▶ **Utah Valley University (10)**

Top out-of-state WRGP schools for Utah graduate students:

- ▶ **University of Idaho (40)**
- ▶ **Idaho State University (16)**
- ▶ **University of Hawai'i at Mānoa (15)**

PROFESSIONAL STUDENT EXCHANGE PROGRAM



Helps students pursuing careers in **10 HEALTH FIELDS**. They can enroll in programs in the WICHE region and receive substantial tuition support from their home state/territory.

**30 Utah students paid reduced tuition** for healthcare studies not offered by public institutions in their home state.

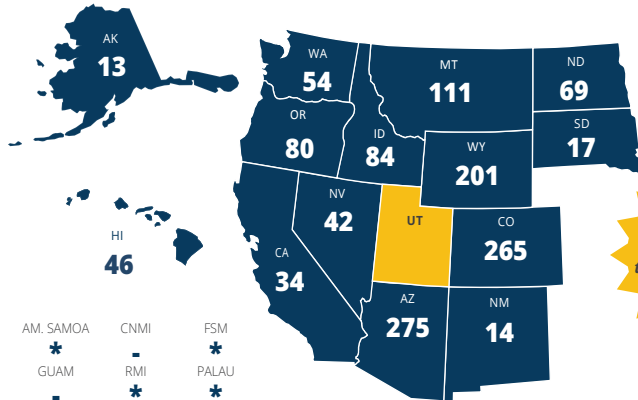
**49% of Utah's PSEP graduates returned home to practice** (2012-21). Students are not contractually required to return.

**Utah's institutions and their local economies benefit too.** This year, 29 PSEP students enrolled in programs located in Utah. Institutions received \$770,100 in support fees to reduce the students' tuition costs.

**1,997% ROI** Gained on Utah's WICHE annual dues (\$164,000/FY 2024)

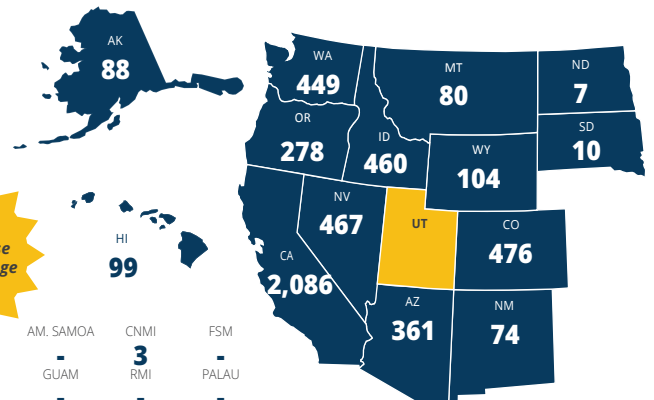
## WUE

WUE STUDENTS FROM UTAH: **1,305**



5,042 WUE students chose to attend college in Utah

WUE STUDENTS TO UTAH: **5,042**



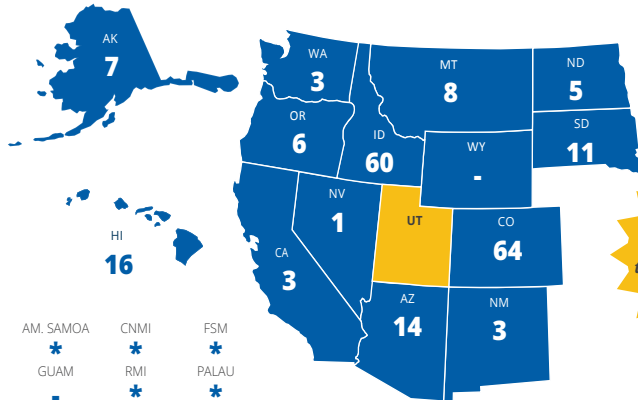
AM. SAMOA \*  
GUAM \*  
CNMI -  
RMI \*  
FSM \*  
PALAU \*

AM. SAMOA -  
GUAM -  
CNMI 3  
RMI -  
FSM -  
PALAU -

\* Currently do not have any participating WUE schools.

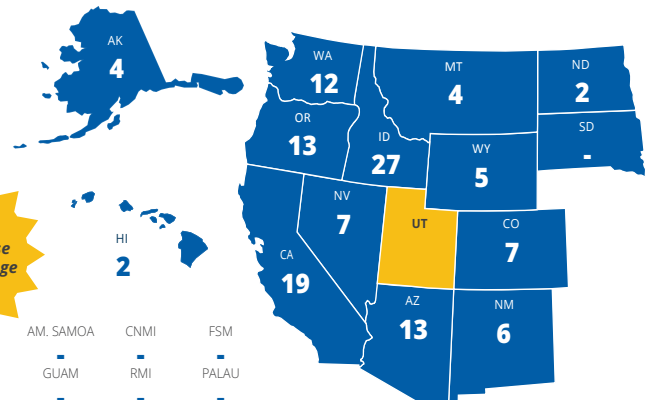
## WRGP

WRGP STUDENTS FROM UTAH: **201**



121 WRGP students chose to attend college in Utah

WRGP STUDENTS TO UTAH: **121**



AM. SAMOA \*  
GUAM \*  
CNMI \*  
RMI \*  
FSM \*  
PALAU \*

AM. SAMOA -  
GUAM -  
CNMI -  
RMI -  
FSM -  
PALAU -

\* Currently do not have any participating WRGP schools.

## PSEP

FIELD	STUDENTS	FEES PAID
Optometry	19	\$372,313
Podiatry	11	\$173,750
<b>TOTAL</b>	<b>30</b>	<b>\$546,063</b>

PSEP students from Utah saved \$546,063 in tuition

## WHAT PEOPLE ARE SAYING



“Students who come into our school through WICHE’s PSEP bring a perspective that aligns with our school’s mission, vision, and values. We are grateful for PSEP because it helps our program reach its enrollment goals and allows students to pursue their professional career goals while incurring less debt. We are proud to partner with WICHE and its PSEP program!”

**ALEX STEELE**, Associate Director of Admissions, University of Utah School of Dentistry

## ACADEMIC YEAR 2023-24

### \$93.8M

#### TOTAL SAVED

by Washington students through WICHE Student Access Programs

### \$88.3M

SAVED  
through WUE

### \$5.5M

SAVED  
through WRGP

## WESTERN UNDERGRADUATE EXCHANGE



Saves **UNDERGRADUATE** students on out-of-state tuition. They pay no more than 150% of in-state tuition at partner institutions across the West.

Top Washington WUE schools for out-of-state undergraduate students:

- ▶ Washington State University (1,423)
- ▶ Western Washington University (400)
- ▶ Central Washington University (290)

Top out-of-state WUE schools for Washington undergraduate students:

- ▶ University of Idaho (927)
- ▶ Boise State University, ID (660)
- ▶ Oregon State University (553)

## WESTERN REGIONAL GRADUATE PROGRAM



Saves students on out-of-state **GRADUATE** certificate, master's, and doctoral programs. They pay no more than 150% of in-state tuition at partner institutions across the West.

Top Washington WRGP schools for out-of-state graduate students:

- ▶ University of Washington (27)
- ▶ Washington State University Spokane (15)
- ▶ Washington State University (10)

Top out-of-state WRGP schools for Washington graduate students:

- ▶ University of Idaho (90)
- ▶ University of Hawai'i at Mānoa (34)
- ▶ Oregon Health & Science University (25)

## PROFESSIONAL STUDENT EXCHANGE PROGRAM



Helps students pursuing careers in **10 HEALTH FIELDS**. They can enroll in programs in the WICHE region and receive substantial tuition support from their home state/territory.

Washington has elected not to use **PSEP for its residents** because it operates public programs in most PSEP fields, with the exception of optometry, osteopathic medicine, and podiatry.

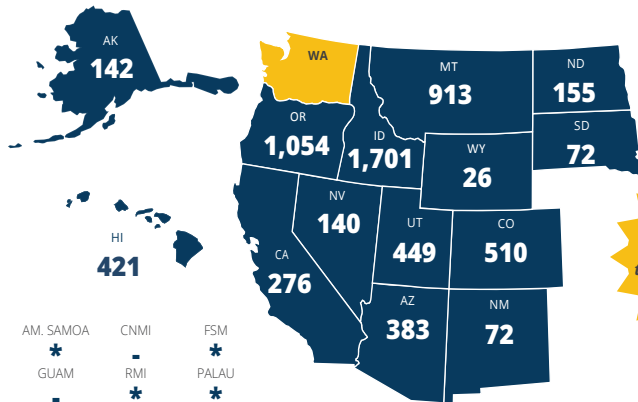
However, Washington institutions and their local economies still **benefit from PSEP**. This year, 63 PSEP students enrolled in programs located in Washington. Institutions received \$2M in support fees to reduce the students' tuition costs.

# 57,199% ROI

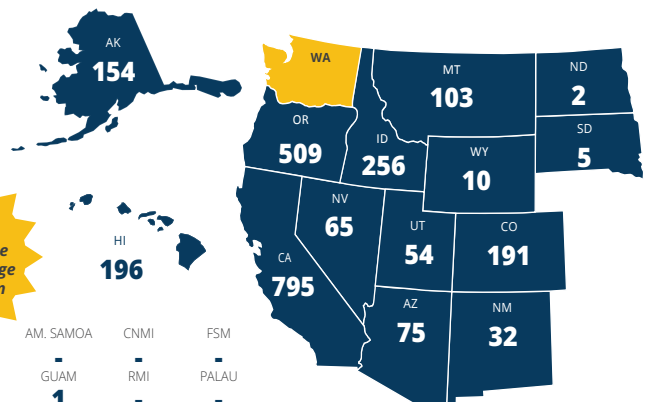
Gained on Washington's WICHE annual dues (\$164,000/FY 2024)

## WUE

WUE STUDENTS **FROM** WASHINGTON: **6,314**



WUE STUDENTS **TO** WASHINGTON: **2,448**

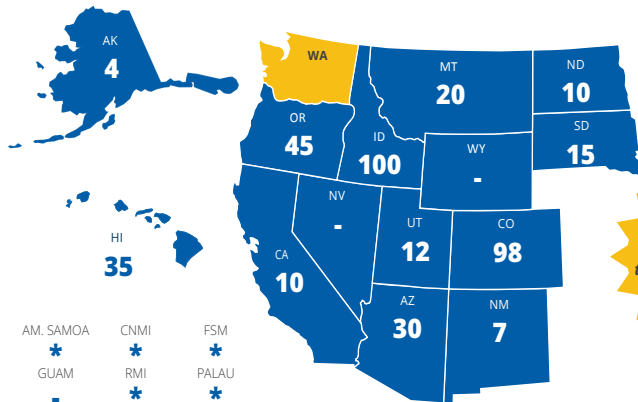


2,448 WUE students chose to attend college in Washington

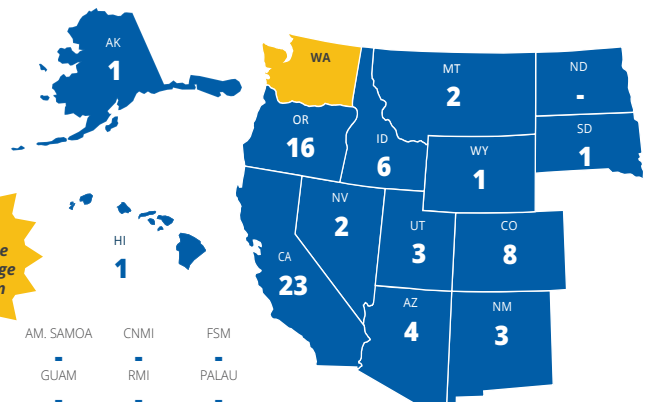
\* Currently do not have any participating WUE schools.

## WRGP

WRGP STUDENTS **FROM** WASHINGTON: **386**



WRGP STUDENTS **TO** WASHINGTON: **71**



71 WRGP students chose to attend college in Washington

\* Currently do not have any participating WRGP schools.

## WHAT STUDENTS ARE SAYING



*“ I fell in love with Western Washington University while on a campus tour. The campus had this vibe, people were so kind and accepting. Their exceptional creative writing program made me feel like I could thrive there. WUE made enrolling at WWU possible, and I look forward to becoming a writer. ”*

**DIEGO**, California resident, Bachelor of Arts in English, Western Washington University

ACADEMIC YEAR 2023-24

**\$9.7M**

**TOTAL SAVED**

by Wyoming students through WICHE Student Access Programs

**\$6.4M**

**SAVED**  
through WUE

**\$1.2M**

**SAVED**  
through WRGP

**\$2M**

**SAVED**  
through PSEP

WESTERN UNDERGRADUATE EXCHANGE



Saves **UNDERGRADUATE** students on out-of-state tuition. They pay no more than 150% of in-state tuition at partner institutions across the West.

Top Wyoming WUE schools for out-of-state undergraduate students:

- ▶ Laramie County Community College (377)
- ▶ Casper College (234)
- ▶ Sheridan College (171)

Top out-of-state WUE schools for Wyoming undergraduate students:

- ▶ Black Hills State University, SD (280)
- ▶ South Dakota School of Mines and Technology (67)
- ▶ Valley City State University, ND (59)

WESTERN REGIONAL GRADUATE PROGRAM



Saves students on out-of-state **GRADUATE** certificate, master's, and doctoral programs. They pay no more than 150% of in-state tuition at partner institutions across the West.

Top Wyoming WRGP school for out-of-state graduate students:

- ▶ University of Wyoming (5)

Top out-of-state WRGP schools for Wyoming graduate students:

- ▶ University of Northern Colorado (9)
- ▶ University of Colorado Denver (7)
- ▶ University of South Dakota (6)

PROFESSIONAL STUDENT EXCHANGE PROGRAM



Helps students pursuing careers in **10 HEALTH FIELDS**. They can enroll in programs in the WICHE region and receive substantial tuition support from their home state/territory.

**80 Wyoming students paid reduced tuition** for healthcare studies not offered by public institutions in their home state.

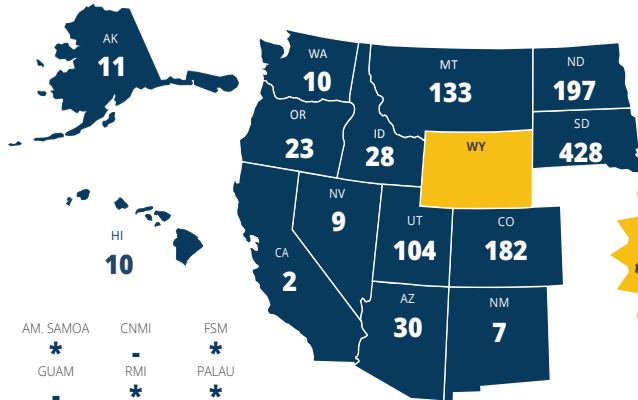
**55% of Wyoming's PSEP graduates returned home to practice** (2012-16 for physicians, 2012-21 for all other fields). Students are contractually required to return, except for those studying veterinary medicine.

**The University of Wyoming and the local economy can benefit from PSEP.** Its doctor of pharmacy program can enroll students from other WICHE states. Enrolling institutions receive a support fee paid by the students' home states to reduce their tuition costs.

**436% ROI** Gained on Wyoming's WICHE annual dues (\$164,000/FY 2024)

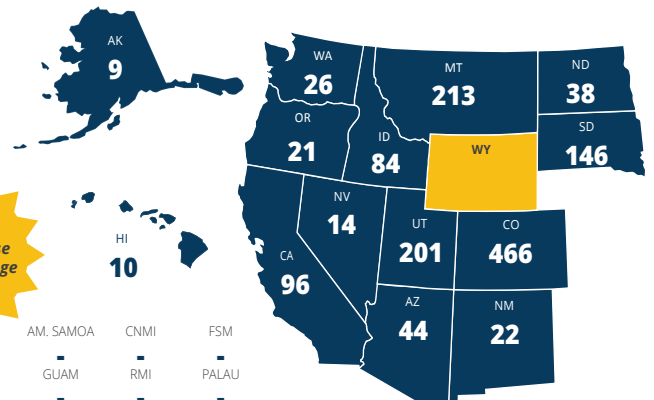
## WUE

WUE STUDENTS FROM WYOMING: **1,174**



**1,390 WUE students chose to attend college in Wyoming**

WUE STUDENTS TO WYOMING: **1,390**

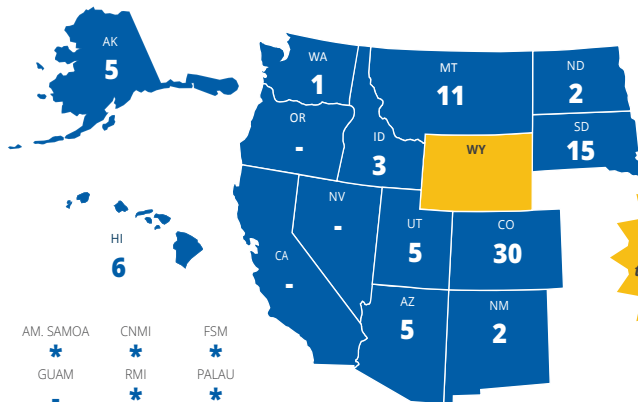


Note: Students from Colorado, Montana, North Dakota, and Wyoming are eligible for the South Dakota Advantage Program and are assessed resident on-campus tuition rates. These students are also reported as WUE students.

\* Currently do not have any participating WUE schools.

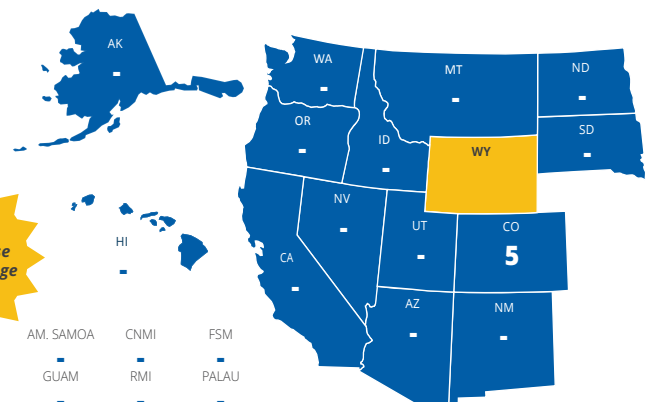
## WRGP

WRGP STUDENTS FROM WYOMING: **85**



**5 WRGP students chose to attend college in Wyoming**

WRGP STUDENTS TO WYOMING: **5**



\* Currently do not have any participating WRGP schools.

## PSEP

FIELD	STUDENTS	FEES PAID
Dentistry	7	\$204,750
Medicine	9	\$270,863
Occupational Therapy	5	\$66,300
Optometry	8	\$161,000
Osteopathic Medicine	4	\$87,675
Physician Assistant	1	\$19,950
Physical Therapy	20	\$337,000
Podiatry	0	\$0
Veterinary Medicine	26	\$900,900
<b>TOTAL</b>	<b>80</b>	<b>\$2,048,438</b>

**PSEP students from Wyoming saved \$2,048,438 in tuition**

## WHAT STUDENTS ARE SAYING



**“ PSEP has been a blessing to my family and me. Thanks to PSEP, I can pursue my dream career while not overwhelming myself with substantial debt. I consider myself incredibly lucky to receive help from this wonderful program. Thank you to WICHE and to my great home state of Wyoming. ”**

**JAKE**, Wyoming resident, Doctor of Veterinary Medicine, Washington State University

# CONTACT US

If you reside in the WICHE region, we welcome your participation in our programs. Learn how you can become part of WUE, WRGP, or PSEP at [wiche.edu/tuition-savings](https://wiche.edu/tuition-savings), or contact the Student Access Programs team.



**Raymonda Burgman Gallegos**  
Vice President, Programs and Services  
[rbgallegos@wiche.edu](mailto:rbgallegos@wiche.edu)



**Margo Colalancia**  
Director of Student Access Programs  
[mcolalancia@wiche.edu](mailto:mcolalancia@wiche.edu)



**Kate Springsteen**  
Assistant Director of Student Access Programs  
[kspringsteen@wiche.edu](mailto:kspringsteen@wiche.edu)



**Cherie Curtin**  
Senior Administrative Coordinator of Student Access Programs  
[ccurtin@wiche.edu](mailto:ccurtin@wiche.edu)

**Questions? Email [info-sap@wiche.edu](mailto:info-sap@wiche.edu)**